



# Sumário

GENÔMICO DE FÊMEAS

## O PODER DO TESTE GENÔMICO

GeneticVisions<sup>TM</sup> - ST

AGOSTO | 2024

HOLANDÊS E JERSEY





## SUMÁRIO

PACOTES VISION+™ .....	3
ECO\$.....	4-7
FÊMEAS LÍDERES EM ECO\$ .....	8-9
GTPI & GJPI.....	10-13
FÊMEAS LÍDERES EM GTPI - HOLANDÊS .....	11-12
FÊMEAS LÍDERES EM GJPI - JERSEY .....	13
MÉRITO LÍQUIDO EM DÓLARES .....	14-17
FÊMEAS LÍDERES EM NM\$ - HOLANDÊS .....	15-16
FÊMEAS LÍDERES EM NM\$ - JERSEY .....	17
MÉRITO FLUIDO EM DÓLARES.....	18-21
FÊMEAS LÍDERES EM FM\$ - HOLANDÊS .....	19-20
FÊMEAS LÍDERES EM FM\$ - JERSEY .....	21
GPTA LEITE.....	22-25
FÊMEAS LÍDERES EM GPTA LEITE - HOLANDÊS.....	23-24
FÊMEAS LÍDERES EM GPTA LEITE - JERSEY .....	25
GORDURA E PROTEÍNA COMBINADAS .....	26-29
FÊMEAS LÍDERES EM GPTA GPC - HOLANDÊS.....	27-28
FÊMEAS LÍDERES EM GPTA GPC - JERSEY .....	29




VIDA PRODUTIVA.....	30-33
FÊMEAS LÍDERES EM GPTA VP - HOLANDÊS.....	31-32
FÊMEAS LÍDERES EM GPTA VP - JERSEY .....	33
CONTAGEM DE CÉLULAS SOMÁTICAS.....	34-37
FÊMEAS LÍDERES EM GPTA CCS - HOLANDÊS.....	35-36
FÊMEAS LÍDERES EM GPTA CCS - JERSEY .....	37
TAXA DE PRENHEZ DAS FILHAS.....	38-41
FÊMEAS LÍDERES EM GPTA DPR - HOLANDÊS .....	39-40
FÊMEAS LÍDERES EM GPTA DPR - JERSEY .....	41
TIPO .....	42-45
FÊMEAS LÍDERES EM GPTA TIPO - HOLANDÊS .....	43-44
FÊMEAS LÍDERES EM GPTA TIPO - JERSEY.....	45
COMPOSTO DE ÚBERE .....	46-49
FÊMEAS LÍDERES EM GPTA UDC.....	47-48
FÊMEAS LÍDERES EM GPTA JUI - JERSEY .....	49
VISION+™ RESULTADOS DE PRECISÃO.....	50

**Assertividade  
no progresso  
do seu rebanho**



Aumente a sua rentabilidade com  
**Vision+**

**Teste genômico.  
Retorno econômico.**




**20** Vision+

RECURSOS	
Inclui todos os valores genômicos fornecidos pelo CDCB  e Lactanet 	
20* Características	
CDCB	Produção <b>5</b>
	Saúde e Longevidade <b>4</b>
	Conformação <b>3</b>
	Índices de Seleção <b>3</b>
TPI	
Marcadores de Leite:	
Kappa-caseína	Beta-caseína A2
Beta-caseína AB	Beta-lactoglobulina
Pacote de Marcadores:	
Disponível para contratação	
Muscle Weakness (Recumbency)	
Robotic Cow Index (RCI)**	
Mocho	
Ecofeed 	
Descoberta de Parentesco	
PRECISION MATCH	

**50** Vision+

RECURSOS	
Inclui todos os valores genômicos fornecidos pelo CDCB  e Lactanet 	
50* Características	
CDCB	Produção <b>6</b>
	Saúde e Longevidade <b>20</b>
	Conformação <b>21</b>
	Índices de Seleção <b>5</b>
TPI	
Marcadores de Leite:	
Kappa-caseína	Beta-caseína A2
Beta-caseína AB	Beta-lactoglobulina
Pacote de Marcadores:	
Disponível para contratação	
Muscle Weakness (Recumbency)	
Robotic Cow Index (RCI)**	
Mocho	
Ecofeed 	
Descoberta de Parentesco	
PRECISION MATCH	

**75** Vision+

RECURSOS	
Inclui todos os valores genômicos fornecidos pelo CDCB  e Lactanet 	
75* Características	
CDCB	Produção <b>6</b>
	Saúde e Longevidade <b>20</b>
	Conformação <b>21</b>
	Índices de Seleção <b>5</b>
TPI	
Marcadores de Leite:	
Kappa-caseína	Beta-caseína A2
Beta-caseína AB	Beta-lactoglobulina
Pacote de Marcadores:	
Inclusos	
Muscle Weakness (Recumbency)	
Robotic Cow Index (RCI)**	
Donor Output Index (DOI)**	
Mocho	
Ecofeed 	
Descoberta de Parentesco	
PRECISION MATCH	

\*Os testes genômicos com 50 e 75 características são para a raça Holandesa. O número de características varia para cada raça.

\*\*RCI e DOI são calculados apenas para a raça Holandesa.






# Eco\$

**Quando sustentabilidade e  
produtividade se encontram**

**STgenetics®**


cogent  Brasil parte do grupo STgen



# Eco\$ Rentabilidade e Sustentabilidade

## Qual é a vaca ideal para as fazendas leiteiras atuais?

Por gerações, vacas leiteiras desempenham a função de produzir produtos de alta qualidade para alimentar o mundo de uma maneira eficiente e sustentável, sendo lucrativas para o produtor e atraentes para o consumidor. Embora os avanços genéticos recentes tenham levado ao melhoramento de cada vez mais características, pode ser desafiador identificar o que define a vaca ideal para o produtor de leite atual. No mercado volátil de hoje, onde a competição por terra, água e alimento aumenta junto com as crescentes demandas sociais por redução das emissões de gases de efeito estufa, a STgenetics® acredita que **a vaca ideal precisa ser altamente produtiva, eficiente no consumo de alimentos e funcionalmente atrativa**. Sendo assim, a STgenetics® criou seu índice Eco\$, que maximiza a produção e a funcionalidade com um foco especial na Eficiência de Conversão Alimentar para propagar genética lucrativa de vacas com baixa pegada de carbono.

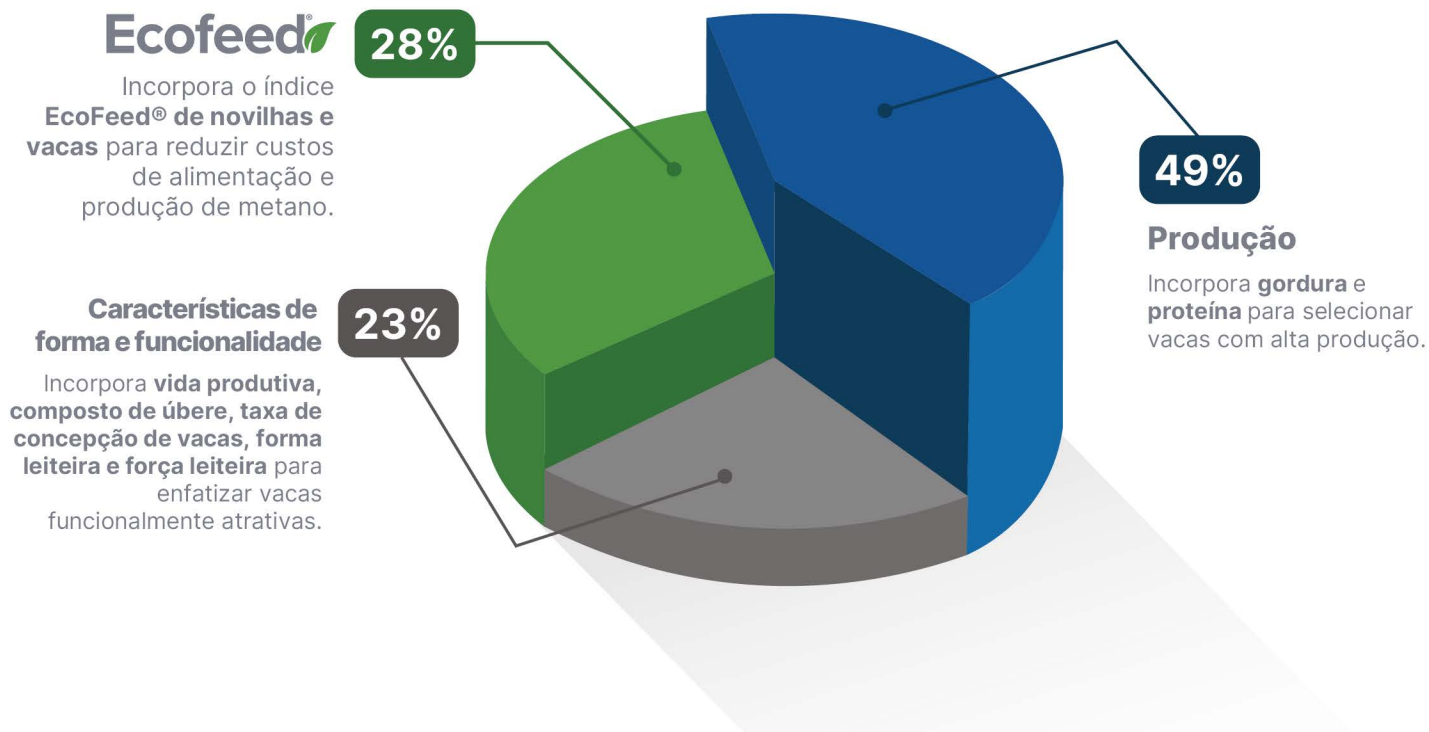


## Como o Eco\$ pode ser utilizado em um programa de melhoramento?

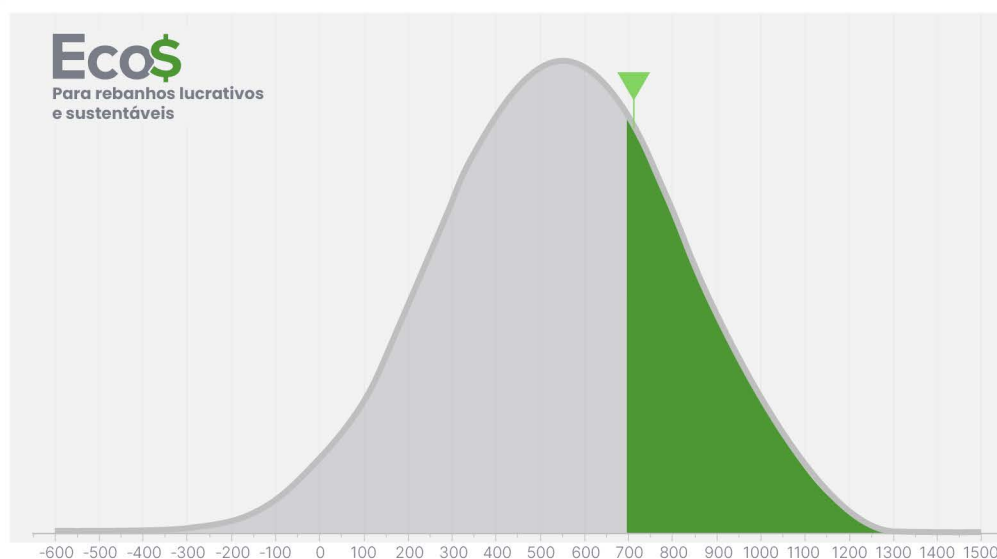
Assim como outros índices utilizados para seleção genética, o Eco\$ pode ser usado para escolher touros e vacas na sua estratégia de seleção, para criar a próxima geração de vacas leiteiras em seu rebanho. Os produtores podem acessar as pontuações de Eco\$ para touros Holandeses da STgenetics® no site [stgen.com](http://stgen.com) e as pontuações Eco\$ para fêmeas Holandesas estão incluídas nos testes genômicos Vision+™ através do Genetic Visions-ST™. Se um produtor deseja maximizar sua estratégia de reprodução, ele pode utilizar sêmen sexado dos touros com a classificação Eco\$ superior em fêmeas que também apresentam melhor classificação Eco\$, de modo a impulsionar a sustentabilidade lucrativa na próxima geração.

# O que é o índice Eco\$?

**Eco\$** é o primeiro índice de sustentabilidade do setor que valoriza a produção, a conversão alimentar eficiente, a redução de metano e a utilização de recursos de vacas funcionalmente atrativas, expresso em dólares para lucratividade vitalícia.



## Distribuição genética do Eco\$



### ESTATÍSTICAS RESUMIDAS

Média	613
Desvio Padrão	302
Top 25%	820
Mínimo	-600
Máximo	1652





# Impactando a PRÓXIMA GERAÇÃO

Para alcançar uma vaca leiteira altamente produtiva, eficiente no consumo de alimentos e funcionalmente atrativa, os produtores não podem simplesmente selecionar as melhores características genéticas entre qualquer uma das características. Os índices baseados na rentabilidade têm sido utilizados na seleção de gado por muitas gerações, para acelerar simultaneamente o progresso genético para múltiplas características. No entanto, com toda a informação disponível hoje, muitos índices podem ficar sobrecarregados com uma multiplicidade de características que têm níveis variados de impacto econômico e herdabilidade. Quando um índice incorpora várias características de baixa herdabilidade, acaba diminuindo a intensidade de seleção que pode ser atribuída às características de maior herdabilidade, o que pode limitar o progresso genético. **O Eco\$ concentra-se em incluir menos características, mas de alta herdabilidade, para impulsionar o maior progresso genético na próxima geração.** Além disso, enquanto outros índices dividiram as características em categorias de produção, saúde, fertilidade e conformação, **o Eco\$ é o primeiro índice a colocar a eficiência alimentar na sua própria categoria para promover a sustentabilidade lucrativa**, enquanto valoriza a importância econômica da produção e funcionalidade. Isto significa que, ao focar no Eco\$, os criadores podem aumentar a rentabilidade enquanto promovem a produção leiteira sustentável.



FÊMEAS LÍDERES EM Eco\$

ID FÊMEA	Eco\$	GTPI	NM\$	FMS	LEITE	GPC	VP	CCS	DPR	TIPO	UDC	NOME PAI	NASC.	CRIADOR
3560	1500	3175	1227	1177	2616	235	3.9	2.96	-3.1	1.46	1.41	CAPTAIN	10-06-23	Adriano Renato Kiers
10757	1492	3258	1297	1138	1451	229	5.1	2.92	-1.7	1.87	1.43	THORSON	23-04-24	Marcos Epp
10360	1484	3228	1301	1143	1700	234	5.1	2.73	-2.7	1.45	1.48	THORSON	11-01-24	Marcos Epp
10531	1484	3189	1277	1196	1948	224	4.7	2.88	-1.6	1.09	1.41	THORSON	26-02-24	Marcos Epp
8521	1471	3113	1211	1150	2155	212	4.8	3.03	-2.2	1.55	0.98	CAPTAIN	23-05-22	Marcos Epp
10790	1467	3245	1271	1149	1563	214	5.2	2.70	-1.2	1.70	1.73	OVERDO	01-05-24	Marcos Epp
10760	1462	3130	1258	1135	1479	209	5.5	2.89	-0.9	0.55	0.76	THORSON	24-04-24	Marcos Epp
13160	1460	3186	1295	1136	1134	209	6.5	2.85	0.6	0.44	0.50	THORSON	18-05-24	Luiz Carlos Figueiredo
3718	1459	3133	1172	1101	2221	214	4.7	2.88	-1.7	1.33	1.34	CAPTAIN	16-08-23	Wouter Verburg
16313	1458	3129	1223	1136	1897	198	5.8	2.93	-0.8	1.16	1.41	THORSON	11-02-24	Makoto Edison Sekita e Outros
16314	1457	3223	1187	1075	1524	194	6.1	2.75	0.2	1.80	1.96	CAPTAIN	11-02-24	Makoto Edison Sekita e Outros
4167	1455	3100	1278	1178	1704	217	4.8	2.94	-1.4	0.32	0.60	THORSON	10-04-24	Douwe Jantinus Groenwold
8854	1439	3152	1204	1130	1872	204	5.5	2.86	-1.3	1.40	1.32	CAPTAIN	21-08-22	Marcos Epp
4060	1425	3054	1223	1145	1793	208	5.0	2.91	-1.5	0.49	0.49	LEEDS	13-02-24	Douwe Jantinus Groenwold
RANCHO ALVORADA 1982	1425	3082	1133	1010	1688	214	4.0	2.86	-2.4	1.10	1.05	THORSON	26-03-24	Roseli Aparecida Bacarelli Justino
10586	1422	3134	1125	1044	1828	207	4.4	3.00	-1.7	1.85	1.66	OUTREACH	09-03-24	Marcos Epp
13174	1421	3235	1277	1125	1534	216	5.6	2.90	0.5	1.34	1.36	THORSON	22-05-24	Luiz Carlos Figueiredo
4155	1420	3063	1306	1156	1333	223	4.8	2.82	-2.5	-0.18	0.42	THORSON	05-04-24	Douwe Jantinus Groenwold
12896	1420	3089	1154	1108	1972	205	3.8	2.88	-3.0	1.87	1.61	CAPTAIN	03-09-21	Makoto Edison Sekita e Outros
7212	1419	3037	1163	1061	1879	207	3.9	2.97	-1.8	0.85	1.03	CAPTAIN	17-04-23	Fazenda Vale do Jotuva
15573	1417	2998	1162	1141	2114	178	6.4	2.74	-1.1	0.28	0.45	MYTYME	09-08-23	Makoto Edison Sekita e Outros
12743	1416	3054	1154	1143	2299	195	5.1	2.83	-2.0	1.07	1.17	LEEDS	08-01-24	Luiz Carlos Figueiredo
RANCHO ALVORADA 1995	1415	3075	1170	1006	1187	218	4.0	2.91	-3.0	1.05	1.26	THORSON	22-04-24	Roseli Aparecida Bacarelli Justino
12994	1412	3132	1270	1142	1403	214	5.6	2.96	-1.4	0.52	1.19	THORSON	26-03-24	Luiz Carlos Figueiredo
16321	1412	3112	1215	1197	2152	188	6.7	2.80	-1.2	1.12	1.35	CAPTAIN	12-02-24	Makoto Edison Sekita e Outros
12826	1407	3092	1165	1052	1737	224	3.8	2.97	-2.6	1.06	1.13	THORSON	30-01-24	Luiz Carlos Figueiredo
8869	1405	3037	1056	982	2073	198	3.4	3.00	-2.2	1.60	1.33	CAPTAIN	30-08-22	Marcos Epp
22639	1404	2911	1055	981	1561	174	4.1	3.07	-1.4	0.64	1.03	CAPTAIN	02-10-22	Hans Jan Groenwold
16072	1404	3166	1257	1145	1567	216	5.7	2.84	-1.5	1.16	1.64	CAPTAIN	25-12-23	Makoto Edison Sekita e Outros
5780	1403	3146	1231	1136	1730	198	6.1	2.83	0.1	0.68	1.04	CAPTAIN	14-03-24	Luiz Alexandre de Avelar
3714	1402	3101	1147	1106	2244	190	5.4	2.85	-1.5	1.38	1.93	CAPTAIN	19-08-23	Roberto Ari de Castro Greidanus
RANCHO ALVORADA 1988	1401	3084	1175	1080	1572	190	5.9	2.80	-0.9	0.68	0.99	DOMINANCE	08-04-24	Roseli Aparecida Bacarelli Justino
7737	1399	2946	1148	1176	2606	184	5.7	2.84	-3.0	0.29	1.12	CAPTAIN	03-03-24	Fazenda Vale do Jotuva
RANCHO ALVORADA 1972	1399	3132	1196	1064	1614	212	5.5	2.89	-0.3	0.53	0.38	SHEEPSTER	18-03-24	Roseli Aparecida Bacarelli Justino
14066	1398	3032	1154	1077	1797	187	5.0	2.97	-0.8	1.29	1.24	CAPTAIN	09-07-22	Makoto Edison Sekita e Outros
7577	1397	3167	1198	1159	2344	188	6.1	2.88	-0.6	1.61	2.04	CAPTAIN	08-09-23	Fazenda Vale do Jotuva
10573	1397	3136	1239	1164	1734	206	5.8	2.86	0.0	0.73	1.01	THORSON	06-03-24	Marcos Epp
13809	1395	3074	1172	1141	1878	181	5.8	2.87	0.8	0.90	1.03	CAPTAIN	30-04-22	Makoto Edison Sekita e Outros
920	1395	3141	1186	1063	1807	224	3.9	2.94	-2.0	1.24	1.29	THORSON	06-03-24	Nedio Antonio Genaro
16169	1394	3074	1112	1029	1694	192	5.3	2.79	-0.3	1.05	1.22	CAPTAIN	13-01-24	Makoto Edison Sekita e Outros
1897	1394	3181	1317	1169	1539	227	5.4	2.87	-1.2	0.66	0.97	THORSON	11-10-23	Roseli Aparecida Bacarelli Justino
16238	1388	3090	1209	1094	1442	206	5.2	2.89	-1.3	0.56	0.85	THORSON	28-01-24	Makoto Edison Sekita e Outros
1899	1385	3092	1195	1142	2212	222	4.3	2.93	-2.0	0.70	0.94	THORSON	14-10-23	Roseli Aparecida Bacarelli Justino
215	1383	3018	1068	1056	2101	180	5.8	2.92	-1.0	1.27	1.27	CAPTAIN	30-04-22	Alberto Reinaldo Los
23584	1383	3130	1199	1117	1653	203	5.9	2.69	-0.9	1.12	1.36	CAPTAIN	30-08-23	Hans Jan Groenwold
11091	1383	3106	1134	1036	1746	184	5.4	2.96	1.0	0.99	1.00	CAPTAIN	17-06-22	Luiz Carlos Figueiredo
13640	1382	3065	1095	1050	1726	167	5.4	2.95	-0.1	1.80	2.14	CAPTAIN	21-03-22	Makoto Edison Sekita e Outros
9864	1382	3145	1207	1086	1526	179	7.4	2.75	-0.3	1.76	1.45	KAHN	06-08-23	Marcos Epp
7579	1381	3097	1281	1239	2320	191	6.7	2.91	-1.2	0.87	1.28	CAPTAIN	10-09-23	Fazenda Vale do Jotuva
12735	1381	3075	1132	1081	1794	181	5.7	2.75	-1.0	1.27	1.64	THORSON	06-01-24	Luiz Carlos Figueiredo



FÊMEAS LÍDERES EM Eco\$

ID FÊMEA	Eco\$	GTPI	NM\$	FMS	LEITE	GPC	VP	CCS	DPR	TIPO	UDC	NOME PAI	NASC.	CRIADOR
14107	1381	3032	1093	1029	2365	215	3.3	3.07	-3.4	1.72	1.29	CAPTAIN	17-07-22	Makoto Edison Sekita e Outros
10752	1381	3090	1183	1087	1605	196	5.1	3.05	-1.4	1.37	1.52	THORSON	21-04-24	Marcos Epp
4028	1380	3033	1212	1154	1736	167	6.6	2.80	-0.2	0.61	1.38	LEEDS	21-01-24	Douwe Jantinus Groenwold
4022	1379	3159	1260	1157	1436	205	5.5	2.99	0.0	0.96	1.45	THORSON	16-01-24	Douwe Jantinus Groenwold
1657	1378	3071	1119	1020	1895	200	3.9	3.02	-1.9	1.49	1.71	CAPTAIN	16-12-22	Adriaan Frederik Kok
1685	1378	3127	1267	1223	1812	194	6.7	2.76	-0.2	0.68	1.20	CAPTAIN	17-02-23	Adriaan Frederik Kok
8691	1378	3052	1184	1107	1472	185	5.1	2.92	-0.8	0.94	1.23	CAPTAIN	11-07-22	Marcos Epp
13150	1375	2971	1105	1136	2313	157	5.8	2.75	-1.4	0.87	1.49	LEEDS	15-05-24	Luiz Carlos Figueiredo
16235	1375	3267	1394	1251	1307	221	6.9	2.87	-0.3	0.88	1.46	THORSON	27-01-24	Makoto Edison Sekita e Outros
13144	1374	2806	844	742	1244	172	3.0	2.85	-3.5	1.09	0.99	ALONSO	11-11-21	Makoto Edison Sekita e Outros
RANCHO ALVORADA 2000	1374	3060	1105	999	1832	197	4.2	2.77	-2.2	1.28	1.43	BOLT ACTION	03-05-24	Roseli Aparecida Bacarelli Justino
RANCHO ALVORADA 1959	1373	3176	1247	1132	1258	193	5.9	2.81	0.1	1.02	1.67	THORSON	20-02-24	Roseli Aparecida Bacarelli Justino
1914	1373	3133	1234	1108	1393	214	5.2	2.75	-1.1	0.73	1.03	THORSON	20-11-23	Roseli Aparecida Bacarelli Justino
7963	1371	3035	994	848	1740	201	3.0	2.94	-2.5	1.80	1.37	SHEEPSTER	31-03-24	Lucas Rabbers
12707	1370	3049	1192	1135	2149	210	4.5	3.03	-2.4	0.61	0.63	VENOM	31-12-23	Luiz Carlos Figueiredo
13808	1369	3078	1172	1156	2297	217	3.6	2.94	-2.6	1.24	1.23	CAPTAIN	30-04-22	Makoto Edison Sekita e Outros
1894	1369	3188	1260	1119	1324	198	6.3	2.88	0.6	1.06	1.20	MAXWELL-P	06-10-23	Roseli Aparecida Bacarelli Justino
13055	1368	3118	1255	1155	1735	185	7.1	2.78	-1.3	1.11	1.57	LEEDS	13-04-24	Luiz Carlos Figueiredo
10754	1368	3147	1247	1159	1683	205	5.4	2.80	-0.7	0.95	1.12	OVERDO	22-04-24	Marcos Epp
4074	1367	3202	1311	1174	1170	199	7.1	2.81	0.6	0.70	1.27	THORSON	24-02-24	Douwe Jantinus Groenwold
12740	1365	3087	1190	1037	609	179	6.2	2.85	-0.3	1.02	1.49	HOLLYWOOD	07-01-24	Luiz Carlos Figueiredo
1342	1363	2933	978	822	917	173	3.8	2.73	-1.7	1.10	1.43	MOOKIE	22-08-23	Dalton Scanagatta
16167	1363	3103	1168	987	1400	208	4.7	2.90	-1.6	1.16	1.20	THORSON	12-01-24	Makoto Edison Sekita e Outros
11078	1362	2937	1102	1056	1878	176	5.1	2.99	-1.4	0.41	0.81	CAPTAIN	12-06-22	Luiz Carlos Figueiredo
16143	1362	3060	1155	1112	1817	196	4.8	2.90	-0.2	0.54	1.18	CAPTAIN	09-01-24	Makoto Edison Sekita e Outros
8943	1362	3063	1126	1080	2177	190	5.2	2.99	-0.9	0.94	1.28	CAPTAIN	02-10-22	Marcos Epp
8774	1362	3067	1198	1145	1700	182	6.1	2.80	-0.9	0.90	1.37	CAPTAIN	31-07-22	Marcos Epp
3408	1360	3044	1121	1019	1327	191	4.5	3.04	-0.1	0.83	1.19	THORSON	05-12-23	Douwe Jantinus Groenwold
12580	1360	3089	1197	1095	1439	214	5.1	2.85	-1.9	0.58	0.88	THORSON	15-11-23	Luiz Carlos Figueiredo
10759	1357	3152	1242	1129	1627	208	4.9	2.83	-1.1	0.85	1.12	OVERDO	23-04-24	Marcos Epp
14019	1355	3160	1211	1136	1783	185	5.8	2.94	1.2	1.17	1.49	CAPTAIN	24-06-22	Makoto Edison Sekita e Outros
14196	1354	2950	1027	971	1943	177	4.1	2.96	-1.3	1.32	0.95	CAPTAIN	10-08-22	Makoto Edison Sekita e Outros
15458	1353	2961	1017	995	2226	172	4.5	2.77	-1.9	1.29	1.60	MYTYME	02-07-23	Makoto Edison Sekita e Outros
16124	1353	3120	1247	1097	1463	197	6.2	2.88	-1.1	0.84	0.91	THORSON	04-01-24	Makoto Edison Sekita e Outros
3236	1353	3025	1098	1023	1772	186	5.3	2.84	-1.9	1.61	1.39	CAPTAIN	12-12-22	Roberto Ari de Castro Greidanus
13862	1352	2994	1140	1106	2082	191	4.6	2.90	-2.2	1.08	1.05	CAPTAIN	13-05-22	Makoto Edison Sekita e Outros
928	1352	3054	1134	1012	2073	228	3.8	2.97	-2.9	1.03	0.73	THORSON	10-03-24	Nedio Antonio Genaro
16075	1351	3063	1118	1053	1983	187	5.2	2.94	-0.4	0.96	1.10	CAPTAIN	25-12-23	Makoto Edison Sekita e Outros
10687	1350	3144	1216	1046	1295	229	4.5	2.82	-3.1	1.13	1.42	THORSON	31-03-24	Marcos Epp
10689	1350	3120	1225	1110	1695	215	5.4	2.92	-2.3	1.00	1.16	THORSON	01-04-24	Marcos Epp
10783	1347	3031	1162	1074	1781	201	4.6	2.97	-2.7	1.19	0.83	THORSON	28-04-24	Marcos Epp
3880	1346	3022	1170	1078	1560	195	5.2	2.79	-1.8	0.59	0.65	CAPTAIN	04-01-24	Wouter Verburg
9761	1345	2922	970	911	1825	176	4.1	3.09	-1.5	0.86	0.81	DUFFY	29-06-23	Marcos Epp
1898	1345	3080	1175	1073	1209	205	4.8	2.87	-1.3	0.69	1.24	THORSON	11-10-23	Roseli Aparecida Bacarelli Justino
4006	1344	3005	1133	1060	1889	187	5.5	2.82	-2.1	0.88	1.33	CAPTAIN	06-01-24	Douwe Jantinus Groenwold
3172	1344	2943	1065	1037	2087	172	5.0	2.91	-1.7	1.01	1.02	CAPTAIN	13-11-22	Roberto Ari de Castro Greidanus
4123	1342	3001	1188	1184	1992	175	6.2	2.92	-0.3	0.48	0.66	LEEDS	21-03-24	Douwe Jantinus Groenwold
3580	1341	3008	1118	1048	1765	161	6.1	2.87	0.6	0.82	1.37	CAPTAIN	01-07-23	Adriano Renato Kiers
1009	1341	2985	936	811	1020	153	4.6	2.95	-1.3	2.37	1.92	PARFECT	10-05-23	Hiroshi Uehara
12731	1340	2993	1073	945	1599	195	3.8	2.96	-1.5	0.60	1.11	THORSON	05-01-24	Luiz Carlos Figueiredo

# GTPI

Índice Genômico de Desempenho Total

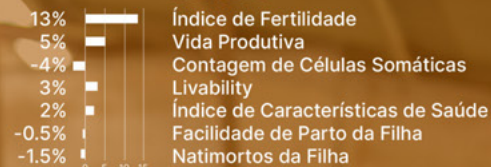
## 46% CARACTERÍSTICAS PRODUTIVAS



## 25% CARACTERÍSTICAS DE TIPO



## 29% CARACTERÍSTICAS DE SAÚDE



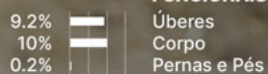
# GJPI

Índice Genômico de Performance do Jersey

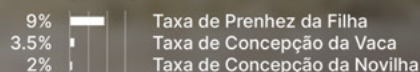
## 49% CARACTERÍSTICAS PRODUTIVAS



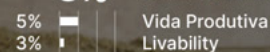
## 19.4% ÍNDICE DE CARACTERÍSTICAS FUNCIONAIS



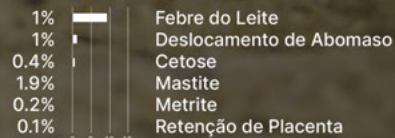
## 14.5% FERTILIDADE



## 8% SOBREVIVÊNCIA



## 4.6% CARACTERÍSTICAS DE SAÚDE



## 4.5% CONTAGEM DE CÉLULAS SOMÁTICAS



FÊMEAS LÍDERES EM GTPI - HOLANDÊS

ID FÊMEA	Eco\$	GTPI	NM\$	FM\$	LEITE	GPC	VP	CCS	DPR	TIPO	UDC	NOME PAI	NASC.	CRIADOR
16235	1375	3267	1394	1251	1307	221	6.9	2.87	-0.3	0.88	1.46	THORSON	27-01-24	Makoto Edison Sekita e Outros
10757	1492	3258	1297	1138	1451	229	5.1	2.92	-1.7	1.87	1.43	THORSON	23-04-24	Marcos Epp
10790	1467	3245	1271	1149	1563	214	5.2	2.70	-1.2	1.70	1.73	OVERDO	01-05-24	Marcos Epp
13174	1421	3235	1277	1125	1534	216	5.6	2.90	0.5	1.34	1.36	THORSON	22-05-24	Luiz Carlos Figueiredo
10360	1484	3228	1301	1143	1700	234	5.1	2.73	-2.7	1.45	1.48	THORSON	11-01-24	Marcos Epp
16314	1457	3223	1187	1075	1524	194	6.1	2.75	0.2	1.80	1.96	CAPTAIN	11-02-24	Makoto Edison Sekita e Outros
3246		3218	1192	1144	2140	210	4.8	2.80	-0.8	1.95	1.84	CAPTAIN	22-12-23	Charles Hendrik Salomons
10749	1328	3209	1203	1088	1717	224	4.5	2.84	-2.1	2.00	1.46	OVERDO	20-04-24	Marcos Epp
4074	1367	3202	1311	1174	1170	199	7.1	2.81	0.6	0.70	1.27	THORSON	24-02-24	Douwe Jantinus Groenwold
10772	1308	3202	1207	1122	1576	209	4.7	2.79	-0.9	1.44	2.01	OVERDO	26-04-24	Marcos Epp
16517	1332	3201	1326	1269	2324	192	7.0	2.73	-0.1	1.22	1.54	EASTON	24-03-24	Makoto Edison Sekita e Outros
16497	1290	3197	1247	1153	1850	208	5.0	2.93	-0.7	1.58	1.49	EASTON	18-03-24	Makoto Edison Sekita e Outros
10531	1484	3189	1277	1196	1948	224	4.7	2.88	-1.6	1.09	1.41	THORSON	26-02-24	Marcos Epp
1894	1369	3188	1260	1119	1324	198	6.3	2.88	0.6	1.06	1.20	MAXWELL-P	06-10-23	Roseli Aparecida Bacarelli Justino
13160	1460	3186	1295	1136	1134	209	6.5	2.85	0.6	0.44	0.50	THORSON	18-05-24	Luiz Carlos Figueiredo
RANCHO ALVORADA 1994	1281	3181	1273	1136	1065	197	6.3	2.82	-0.3	1.13	1.34	THORSON	18-04-24	Roseli Aparecida Bacarelli Justino
1897	1394	3181	1317	1169	1539	227	5.4	2.87	-1.2	0.66	0.97	THORSON	11-10-23	Roseli Aparecida Bacarelli Justino
RANCHO ALVORADA 1986	1230	3178	1128	997	1252	197	5.2	2.77	-0.8	1.89	1.97	SHEEPSTER	30-03-24	Roseli Aparecida Bacarelli Justino
RANCHO ALVORADA 1959	1373	3176	1247	1132	1258	193	5.9	2.81	0.1	1.02	1.67	THORSON	20-02-24	Roseli Aparecida Bacarelli Justino
3560	1500	3175	1227	1177	2616	235	3.9	2.96	-3.1	1.46	1.41	CAPTAIN	10-06-23	Adriano Renato Kiers
3337	1307	3172	1187	1093	1838	186	6.3	2.82	0.4	1.55	1.73	CAPTAIN	18-09-22	Adriano Renato Kiers
7577	1397	3167	1198	1159	2344	188	6.1	2.88	-0.6	1.61	2.04	CAPTAIN	08-09-23	Fazenda Vale do Jotuva
3691	1257	3166	1240	1145	1614	208	4.8	2.90	-1.3	1.41	1.59	THORSON	22-10-23	Adriano Renato Kiers
16072	1404	3166	1257	1145	1567	216	5.7	2.84	-1.5	1.16	1.64	CAPTAIN	25-12-23	Makoto Edison Sekita e Outros
16040	1290	3165	1208	1160	2311	218	4.3	2.91	-1.6	1.55	1.34	CAPTAIN	18-12-23	Makoto Edison Sekita e Outros
10453	1307	3164	1307	1226	1599	191	7.0	2.81	0.2	0.57	1.18	THORSON	06-02-24	Marcos Epp
15556	1258	3163	1200	1053	998	202	5.1	2.80	0.3	1.07	1.22	OXY	03-08-23	Makoto Edison Sekita e Outros
14019	1355	3160	1211	1136	1783	185	5.8	2.94	1.2	1.17	1.49	CAPTAIN	24-06-22	Makoto Edison Sekita e Outros
4022	1379	3159	1260	1157	1436	205	5.5	2.99	0.0	0.96	1.45	THORSON	16-01-24	Douwe Jantinus Groenwold
10759	1357	3152	1242	1129	1627	208	4.9	2.83	-1.1	0.85	1.12	OVERDO	23-04-24	Marcos Epp
8854	1439	3152	1204	1130	1872	204	5.5	2.86	-1.3	1.40	1.32	CAPTAIN	21-08-22	Marcos Epp
16529	1269	3150	1241	1126	1566	198	5.7	2.77	0.4	0.91	0.65	EASTON	28-03-24	Makoto Edison Sekita e Outros
908	1208	3150	1105	989	1602	199	5.1	2.74	-0.1	1.61	1.51	OUTREACH	25-12-23	Nedio Antonio Genaro
1	1281	3148	1202	1027	988	199	5.0	2.84	0.0	1.09	1.30	OVERDO	24-04-24	Marcos Epp
10754	1368	3147	1247	1159	1683	205	5.4	2.80	-0.7	0.95	1.12	OVERDO	22-04-24	Marcos Epp
5780	1403	3146	1231	1136	1730	198	6.1	2.83	0.1	0.68	1.04	CAPTAIN	14-03-24	Luiz Alexandre de Avelar
9864	1382	3145	1207	1086	1526	179	7.4	2.75	-0.3	1.76	1.45	KAHN	06-08-23	Marcos Epp
5647	1283	3144	1224	1114	1486	224	4.5	2.84	-2.9	1.34	1.46	THORSON	04-01-24	Luiz Alexandre de Avelar
10687	1350	3144	1216	1046	1295	229	4.5	2.82	-3.1	1.13	1.42	THORSON	31-03-24	Marcos Epp
7606	1291	3142	1203	1136	1961	199	5.3	2.95	0.2	1.05	1.12	CAPTAIN	20-10-23	Fazenda Vale do Jotuva
15961	1269	3142	1272	1160	1531	187	7.3	2.73	-0.2	0.74	1.29	KAHN	01-12-23	Makoto Edison Sekita e Outros
920	1395	3141	1186	1063	1807	224	3.9	2.94	-2.0	1.24	1.29	THORSON	06-03-24	Nedio Antonio Genaro
10573	1397	3136	1239	1164	1734	206	5.8	2.86	0.0	0.73	1.01	THORSON	06-03-24	Marcos Epp
RANCHO ALVORADA 1954	1204	3135	1156	1066	1442	186	5.6	2.79	0.1	1.38	1.74	THORSON	12-02-24	Roseli Aparecida Bacarelli Justino
7832	1256	3134	1205	1028	1278	222	4.5	2.97	-2.2	0.96	1.37	THORSON	09-01-24	Lucas Rabbers
10586	1422	3134	1125	1044	1828	207	4.4	3.00	-1.7	1.85	1.66	OUTREACH	09-03-24	Marcos Epp
8049	1177	3133	1092	953	1200	187	5.3	2.88	0.3	1.71	0.80	SHEEPSTER	10-05-24	Lucas Rabbers
1914	1373	3133	1234	1108	1393	214	5.2	2.75	-1.1	0.73	1.03	THORSON	20-11-23	Roseli Aparecida Bacarelli Justino
3718	1459	3133	1172	1101	2221	214	4.7	2.88	-1.7	1.33	1.34	CAPTAIN	16-08-23	Wouter Verburg
3635	1249	3132	1113	1034	1914	172	6.1	2.65	0.5	1.69	1.84	ESQUIRE	20-08-23	Adriano Renato Kiers

FÊMEAS LÍDERES EM GTPI - HOLANDÊS

ID FÊMEA	Eco\$	GTPI	NM\$	FM\$	LEITE	GPC	VP	CCS	DPR	TIPO	UDC	NOME PAI	NASC.	CRIADOR
12994	1412	3132	1270	1142	1403	214	5.6	2.96	-1.4	0.52	1.19	THORSON	26-03-24	Luiz Carlos Figueiredo
16525	1179	3132	1153	1045	1531	163	6.9	2.71	1.2	1.65	1.58	EASTON	27-03-24	Makoto Edison Sekita e Outros
RANCHO ALVORADA 1972	1399	3132	1196	1064	1614	212	5.5	2.89	-0.3	0.53	0.38	SHEEPSTER	18-03-24	Roseli Aparecida Bacarelli Justino
23584	1383	3130	1199	1117	1653	203	5.9	2.69	-0.9	1.12	1.36	CAPTAIN	30-08-23	Hans Jan Groenwold
10760	1462	3130	1258	1135	1479	209	5.5	2.89	-0.9	0.55	0.76	THORSON	24-04-24	Marcos Epp
1745	1302	3129	1230	1147	1960	201	6.0	2.78	0.0	0.58	0.68	CAPTAIN	29-09-23	Johannes Wolter Strijker
16313	1458	3129	1223	1136	1897	198	5.8	2.93	-0.8	1.16	1.41	THORSON	11-02-24	Makoto Edison Sekita e Outros
10768	1301	3129	1179	1099	1554	166	6.1	2.61	0.4	1.28	2.08	OVERDO	25-04-24	Marcos Epp
924	1270	3129	1239	1109	1554	219	5.1	2.94	-0.8	0.69	0.76	THORSON	08-03-24	Nedio Antonio Genaro
1685	1378	3127	1267	1223	1812	194	6.7	2.76	-0.2	0.68	1.20	CAPTAIN	17-02-23	Adriaan Frederik Kok
16535	1296	3126	1240	1146	1630	183	6.1	3.01	1.1	0.89	1.51	THORSON	29-03-24	Makoto Edison Sekita e Outros
RANCHO ALVORADA 1998	1299	3126	1170	1045	1566	198	5.2	2.74	-1.4	1.35	1.51	BOLT ACTION	30-04-24	Roseli Aparecida Bacarelli Justino
16463	1197	3125	1118	1041	1625	178	4.8	2.82	-0.8	2.07	2.26	EASTON	07-03-24	Makoto Edison Sekita e Outros
14294	1285	3124	1247	1171	2069	189	6.3	2.82	-0.2	0.85	1.35	CAPTAIN	04-09-22	Makoto Edison Sekita e Outros
10697	1318	3124	1174	1087	1682	200	5.7	2.99	-1.2	1.39	1.64	THORSON	03-04-24	Marcos Epp
13963	1330	3122	1204	1084	1408	188	5.8	3.00	0.9	0.94	1.04	CAPTAIN	08-06-22	Makoto Edison Sekita e Outros
12727	1262	3121	1162	1105	1635	185	6.2	2.69	-0.5	1.39	1.16	THORSON	05-01-24	Luiz Carlos Figueiredo
16091	1277	3121	1234	1136	1823	225	4.5	3.04	-2.8	0.85	0.88	THORSON	29-12-23	Makoto Edison Sekita e Outros
16124	1353	3120	1247	1097	1463	197	6.2	2.88	-1.1	0.84	0.91	THORSON	04-01-24	Makoto Edison Sekita e Outros
10689	1350	3120	1225	1110	1695	215	5.4	2.92	-2.3	1.00	1.16	THORSON	01-04-24	Marcos Epp
13118	1242	3119	1170	1047	1245	193	4.7	2.74	-0.4	1.38	1.02	EARL	30-04-24	Luiz Carlos Figueiredo
13055	1368	3118	1255	1155	1735	185	7.1	2.78	-1.3	1.11	1.57	LEEDS	13-04-24	Luiz Carlos Figueiredo
15925	1301	3118	1186	1043	1316	206	4.8	2.86	-0.9	0.76	1.41	KAHN	24-11-23	Makoto Edison Sekita e Outros
11027	1315	3114	1074	965	1872	182	5.2	2.80	0.0	1.53	2.24	MOOKIE	01-06-23	Melkstad Agropecuaria LTDA
8521	1471	3113	1211	1150	2155	212	4.8	3.03	-2.2	1.55	0.98	CAPTAIN	23-05-22	Marcos Epp
16321	1412	3112	1215	1197	2152	188	6.7	2.80	-1.2	1.12	1.35	CAPTAIN	12-02-24	Makoto Edison Sekita e Outros
1901	1305	3112	1204	1100	2097	230	3.4	3.11	-2.9	1.17	1.10	THORSON	21-10-23	Roseli Aparecida Bacarelli Justino
RANCHO ALVORADA 2003	1180	3111	1105	1036	1785	183	5.8	2.66	-1.1	1.51	1.77	BOLT ACTION	04-05-24	Roseli Aparecida Bacarelli Justino
3435	1215	3110	1170	1102	1698	170	6.1	2.79	1.0	1.28	1.54	DOMINGUEZ	09-02-23	Adriano Renato Kiers
4131	1185	3110	1114	1011	1321	183	4.8	2.91	0.5	1.50	1.56	THORSON	23-03-24	Douwe Jantinus Groenwold
10530	1313	3110	1178	1012	1108	209	4.7	2.88	-0.6	0.71	1.00	THORSON	25-02-24	Marcos Epp
572	1265	3108	1209	1172	2330	208	4.6	3.05	-0.3	0.74	1.22	CAPTAIN	04-08-23	Ariel Rickli
16451	1272	3108	1211	1103	1265	189	6.2	2.84	-0.4	0.98	1.27	THORSON	05-03-24	Makoto Edison Sekita e Outros
3228	1333	3108	1145	1087	1804	173	6.5	2.78	-0.2	1.68	1.68	CAPTAIN	09-12-22	Roberto Ari de Castro Greidanus
11091	1383	3106	1134	1036	1746	184	5.4	2.96	1.0	0.99	1.00	CAPTAIN	17-06-22	Luiz Carlos Figueiredo
3466	1195	3104	1186	1165	2300	200	4.7	2.92	-1.5	1.42	1.34	CAPTAIN	12-03-23	Adriano Renato Kiers
3437	1261	3104	1108	989	1180	213	4.1	2.87	-1.4	1.34	1.14	THORSON	22-12-23	Douwe Jantinus Groenwold
16553	1127	3104	1183	1160	2014	166	7.1	2.67	0.4	1.59	1.46	EASTON	31-03-24	Makoto Edison Sekita e Outros
15599	1207	3104	1166	1104	1800	180	5.4	2.80	0.5	1.04	1.18	FROST BITE	17-08-23	Makoto Edison Sekita e Outros
1915	1142	3103	1082	946	1687	201	4.8	2.74	-3.0	2.07	1.80	KAHN	20-02-24	Adriaan Frederik Kok
16167	1363	3103	1168	987	1400	208	4.7	2.90	-1.6	1.16	1.20	THORSON	12-01-24	Makoto Edison Sekita e Outros
10695	1339	3103	1119	981	1742	219	4.1	2.91	-2.3	1.25	1.19	THORSON	03-04-24	Marcos Epp
RANCHO ALVORADA 1978	1323	3103	1178	1106	1778	196	5.7	2.90	-0.3	0.85	0.69	SHEEPSTER	23-03-24	Roseli Aparecida Bacarelli Justino
5695	1326	3102	1184	1077	1658	207	4.9	2.89	-0.1	0.78	0.87	CAPTAIN	31-01-24	Luiz Alexandre de Avelar
8472	1308	3101	1214	1185	2178	185	6.1	2.93	-0.1	0.83	1.14	CAPTAIN	09-05-22	Marcos Epp
3714	1402	3101	1147	1106	2244	190	5.4	2.85	-1.5	1.38	1.93	CAPTAIN	19-08-23	Roberto Ari de Castro Greidanus
4167	1455	3100	1278	1178	1704	217	4.8	2.94	-1.4	0.32	0.60	THORSON	10-04-24	Douwe Jantinus Groenwold
16092	1270	3100	1187	1112	1666	200	5.2	2.86	-0.2	0.62	1.29	CAPTAIN	30-12-23	Makoto Edison Sekita e Outros
15943	1307	3100	1142	1036	1470	200	4.2	2.87	-1.5	1.29	1.72	THORSON	28-11-23	Makoto Edison Sekita e Outros
14766	1229	3100	1189	1096	1551	166	6.6	2.79	1.9	0.56	1.15	CAPTAIN	27-12-22	Makoto Edison Sekita e Outros



FÊMEAS LÍDERES EM GJPI - JERSEY

ID FÊMEA	GJPI	NM\$	FM\$	LEITE	GPC	VP	CCS	DPR	TIPO	JUI	NOME PAI	NASC.	CRIADOR
PANDA 26	175	614	557	1303	101	4.6	2.82	-0.4	1.4	18.6	BAZZAR {5}	01-10-23	Centro de Treinamento para Pecuaria
171	164	595	527	989	86	4.9	2.84	1.3	1.1	18.8	JX COLGATE {6}	31-08-22	Wanderson Rodrigues Francisco
2064	163	637	574	852	104	4.3	2.85	-0.2	0.6	14.9	JX CORDOBA {5}	20-01-24	Nico Biersteker
2050	163	554	461	1124	108	3.8	2.92	-0.2	0.9	18.6	WELD	31-12-23	Nico Biersteker
Q ELONGATIA 354 DE GLAURA FA	162	625	567	1444	121	3.6	3.05	0.8	1.1	11.4	ALTAKENO {6}	16-12-23	Fernando Roberto de Oliveira
PANDA 29	161	570	478	459	90	3.8	2.78	1.4	0.9	14.5	JAMMER	15-03-24	Centro de Treinamento para Pecuaria
1729	161	559	466	891	109	3.3	2.91	0.4	1.0	11.5	TROOPER {4}	21-01-22	Nico Biersteker
2083	157	651	608	969	78	6.2	2.82	-0.3	1.5	20.9	COLONEL	12-03-24	Nico Biersteker
2013	157	678	608	1147	115	4.7	2.95	-1.2	1.3	16.6	QUENTIN	07-10-23	Nico Biersteker
2075	156	533	543	1478	100	2.5	2.98	0.6	1.6	23.0	JX CORDOBA {5}	18-02-24	Nico Biersteker
1978	155	655	620	1012	79	5.9	3.02	1.0	1.4	21.6	JX CARDIFF {4}	03-08-23	Nico Biersteker
2317	154	570	522	791	91	5.1	2.84	0.2	1.0	14.0	KAMAKAZI	03-01-24	Francisco Bastos de Miranda
556	152	529	484	907	57	6.3	2.88	1.8	0.9	11.0	JFK {5}	01-11-23	Agnes Desiree Hermina Bosmuller
PLEUROTHALLIS 298 GLAURA FA	152	624	551	668	104	4.3	2.91	-0.3	1.2	14.3	TROOPER {4}	05-02-22	Fernando Roberto de Oliveira
2026	152	614	597	890	78	5.6	2.93	-0.3	2.0	23.1	COLONEL	06-11-23	Nico Biersteker
1996	152	650	639	1329	83	5.7	2.99	-0.4	1.8	22.2	COLONEL	04-09-23	Nico Biersteker
1894	150	625	523	446	108	3.7	2.81	-0.3	1.1	11.6	ZON	19-02-23	Nico Biersteker
1819	150	585	529	829	74	5.8	2.85	0.4	1.4	12.8	TROOPER {4}	29-08-22	Nico Biersteker
8	149	495	392	327	84	3.3	2.88	0.7	0.9	16.9	TROOPER {4}	28-03-24	Elaine Cristina Oberek
1902	149	551	500	1054	91	4.2	2.93	1.5	0.4	9.6	ALTASASSO {4}	06-03-23	Nico Biersteker
273	148	624	629	1909	110	3.9	2.98	0.5	-0.6	1.2	JX LECHE {4}	23-09-23	Marta Bolson Camelo
2052	148	505	475	982	69	5.6	2.87	0.5	0.9	18.6	WELD	31-12-23	Nico Biersteker
2020	147	722	716	1348	78	6.6	2.90	-0.9	1.7	17.2	COLONEL	18-10-23	Nico Biersteker
2293	146	549	559	1263	83	5.3	2.89	0.6	0.7	13.9	KAMAKAZI	09-12-23	Francisco Bastos de Miranda
800	146	685	681	1342	110	4.9	2.85	-2.6	1.8	19.3	JX CHIEF{6}	02-02-24	Janus Katsman
2067	146	681	659	1247	100	5.2	2.96	-0.6	1.3	12.8	COLONEL	28-01-24	Nico Biersteker
2069	145	624	592	1249	93	5.7	2.80	-1.1	1.1	14.3	WELD	31-01-24	Nico Biersteker
2004	145	644	581	637	77	6.1	2.90	-1.0	1.5	20.9	COLONEL	27-09-23	Nico Biersteker
188	144	596	561	780	59	7.2	2.85	1.4	1.1	15.3	WESTPORT {6}	11-04-23	Fernando Luis Costa Rosa
082 DALILA	144	551	557	1598	72	5.6	2.92	-0.3	1.6	24.1	JX CARDIFF {4}	14-08-23	Lucas Correa Fonseca
35	144	420	416	797	38	4.9	2.89	4.8	0.1	10.2	SULLY	25-11-22	Luis Fernando Rodrigues da Silva
88	144	587	554	1130	83	4.8	2.85	0.3	0.9	9.9	JFK {5}	16-10-23	Vagner Monteiro de Souza
2777	143	531	480	802	68	5.7	2.86	0.7	0.7	13.5	BILLYJOEL	02-04-23	Jersey Vale
2078	142	588	574	790	49	6.6	2.77	1.0	1.2	18.8	FORTUNATE	15-03-23	Francisco Bastos de Miranda
ANIS	142	592	543	1266	97	4.2	2.91	-0.1	0.5	8.9	BAZZAR {5}	16-09-23	Marcio Brino
1969	142	493	459	1171	70	4.4	2.94	1.0	1.2	22.2	JX CARDIFF {4}	14-07-23	Nico Biersteker
LARIE JFK IEIE	141	471	440	1229	80	3.4	2.92	1.0	1.1	16.0	JFK {5}	26-12-23	Carmem P Dias da Costa
2070	141	584	524	555	80	4.3	2.92	0.6	1.1	16.5	JX CORDOBA {5}	03-02-24	Nico Biersteker
1986	141	545	572	1248	67	6.0	2.92	1.2	1.4	20.8	JX CARDIFF {4}	12-08-23	Nico Biersteker
1977	141	523	543	820	44	6.2	2.96	2.5	1.4	20.5	JX CARDIFF {4}	29-07-23	Nico Biersteker
1880	141	567	565	1486	122	2.4	3.00	-2.0	1.9	19.3	JX CHIEF{6}	17-01-23	Nico Biersteker
1847	141	555	500	671	68	4.9	2.88	0.4	1.1	17.0	TROOPER {4}	20-10-22	Nico Biersteker
1843	141	508	374	129	91	3.5	2.93	0.1	1.3	16.0	TROOPER {4}	12-10-22	Nico Biersteker
1823	141	492	470	931	65	5.6	2.76	0.5	0.8	12.4	TROOPER {4}	09-09-22	Nico Biersteker
1783	141	428	357	905	89	2.6	2.97	0.0	1.1	17.2	TROOPER {4}	20-05-22	Nico Biersteker
098 EMMA	140	603	611	1065	64	6.2	2.98	1.4	0.6	14.0	COLONEL	13-02-24	Lucas Correa Fonseca
PIETRA 314 DE GLAURA FA	139	591	520	710	108	3.6	3.07	-1.3	1.1	16.8	TROOPER {4}	29-05-22	Fernando Roberto de Oliveira
PRATA TROOPER 313 DE GLAURA FA	138	541	467	788	98	3.4	2.93	-1.7	2.1	17.0	TROOPER {4}	29-05-22	Fernando Roberto de Oliveira
2057	138	611	589	825	57	5.7	2.94	1.4	1.5	19.7	COLONEL	07-01-24	Nico Biersteker
1988	138	499	523	1023	40	6.6	2.92	2.0	1.2	18.5	JX CARDIFF {4}	14-08-23	Nico Biersteker
1981	138	595	621	1531	77	6.0	2.97	0.3	0.3	12.4	JX CARDIFF {4}	03-08-23	Nico Biersteker
1582	138	517	437	1064	106	2.4	3.01	-0.2	0.7	10.0	TROOPER {4}	17-06-21	Nico Biersteker

# NM\$

## Conduzindo uma vida inteira de lucros

### Características de Produção

Libras de Gordura	<b>28.6%</b>
Libras de Proteína	<b>19.6%</b>
Libras de Leite	<b>0.3%</b>

### Características de Saúde

Vida Produtiva	<b>15.9%</b>
Livability da Vaca	<b>4.4%</b>
Prenhez da Filha	<b>4.1%</b>
Consumo Alimentar Residual (RFI)	<b>-3.8%</b>
Capacidade de Parto	<b>2.95</b>
Contagem de Células Somáticas	<b>-2.8%</b>
Precocidade do Primeiro Parto	<b>1.2%</b>
Características de Saúde em \$ (HTH\$)	<b>1.2%</b>
Taxa de Concepção da Vaca	<b>1.0%</b>
Livability da Novilha	<b>0.5%</b>
Taxa de Concepção da Novilha	<b>0.4%</b>

### Características de Tipo

Composto de Peso Corporal	<b>-9.4%</b>
Composto de Úbere	<b>3.4%</b>
Composto de Pernas e Pés	<b>0.4%</b>

O Índice de **Mérito Líquido** ao longo da vida classifica os animais com base em seu mérito genético combinado para características economicamente importantes (produção, saúde e tipo)

## Mérito Líquido em Dólares



FÊMEAS LÍDERES EM NM\$ - HOLANDÊS

ID FÊMEA	Eco\$	GTPI	NM\$	FM\$	LEITE	GPC	VP	CCS	DPR	TIPO	UDC	NOME PAI	NASC.	CRIADOR
16235	1375	3267	1394	1251	1307	221	6.9	2.87	-0.3	0.88	1.46	THORSON	27-01-24	Makoto Edison Sekita e Outros
16517	1332	3201	1326	1269	2324	192	7.0	2.73	-0.1	1.22	1.54	EASTON	24-03-24	Makoto Edison Sekita e Outros
1897	1394	3181	1317	1169	1539	227	5.4	2.87	-1.2	0.66	0.97	THORSON	11-10-23	Roseli Aparecida Bacarelli Justino
4074	1367	3202	1311	1174	1170	199	7.1	2.81	0.6	0.70	1.27	THORSON	24-02-24	Douwe Jantinus Groenwold
10453	1307	3164	1307	1226	1599	191	7.0	2.81	0.2	0.57	1.18	THORSON	06-02-24	Marcos Epp
4155	1420	3063	1306	1156	1333	223	4.8	2.82	-2.5	-0.18	0.42	THORSON	05-04-24	Douwe Jantinus Groenwold
10360	1484	3228	1301	1143	1700	234	5.1	2.73	-2.7	1.45	1.48	THORSON	11-01-24	Marcos Epp
10757	1492	3258	1297	1138	1451	229	5.1	2.92	-1.7	1.87	1.43	THORSON	23-04-24	Marcos Epp
13160	1460	3186	1295	1136	1134	209	6.5	2.85	0.6	0.44	0.50	THORSON	18-05-24	Luiz Carlos Figueiredo
7579	1381	3097	1281	1239	2320	191	6.7	2.91	-1.2	0.87	1.28	CAPTAIN	10-09-23	Fazenda Vale do Jotuva
4167	1455	3100	1278	1178	1704	217	4.8	2.94	-1.4	0.32	0.60	THORSON	10-04-24	Douwe Jantinus Groenwold
13174	1421	3235	1277	1125	1534	216	5.6	2.90	0.5	1.34	1.36	THORSON	22-05-24	Luiz Carlos Figueiredo
10531	1484	3189	1277	1196	1948	224	4.7	2.88	-1.6	1.09	1.41	THORSON	26-02-24	Marcos Epp
RANCHO ALVORADA 1994	1281	3181	1273	1136	1065	197	6.3	2.82	-0.3	1.13	1.34	THORSON	18-04-24	Roseli Aparecida Bacarelli Justino
15961	1269	3142	1272	1160	1531	187	7.3	2.73	-0.2	0.74	1.29	KAHN	01-12-23	Makoto Edison Sekita e Outros
10790	1467	3245	1271	1149	1563	214	5.2	2.70	-1.2	1.70	1.73	OVERDO	01-05-24	Marcos Epp
12994	1412	3132	1270	1142	1403	214	5.6	2.96	-1.4	0.52	1.19	THORSON	26-03-24	Luiz Carlos Figueiredo
1685	1378	3127	1267	1223	1812	194	6.7	2.76	-0.2	0.68	1.20	CAPTAIN	17-02-23	Adriaan Frederik Kok
4022	1379	3159	1260	1157	1436	205	5.5	2.99	0.0	0.96	1.45	THORSON	16-01-24	Douwe Jantinus Groenwold
1894	1369	3188	1260	1119	1324	198	6.3	2.88	0.6	1.06	1.20	MAXWELL-P	06-10-23	Roseli Aparecida Bacarelli Justino
10760	1462	3130	1258	1135	1479	209	5.5	2.89	-0.9	0.55	0.76	THORSON	24-04-24	Marcos Epp
16072	1404	3166	1257	1145	1567	216	5.7	2.84	-1.5	1.16	1.64	CAPTAIN	25-12-23	Makoto Edison Sekita e Outros
3410	1338	3075	1255	1135	1636	230	4.5	2.90	-2.9	0.50	0.47	THORSON	06-12-23	Douwe Jantinus Groenwold
13055	1368	3118	1255	1155	1735	185	7.1	2.78	-1.3	1.11	1.57	LEEDS	13-04-24	Luiz Carlos Figueiredo
16497	1290	3197	1247	1153	1850	208	5.0	2.93	-0.7	1.58	1.49	EASTON	18-03-24	Makoto Edison Sekita e Outros
14294	1285	3124	1247	1171	2069	189	6.3	2.82	-0.2	0.85	1.35	CAPTAIN	04-09-22	Makoto Edison Sekita e Outros
16124	1353	3120	1247	1097	1463	197	6.2	2.88	-1.1	0.84	0.91	THORSON	04-01-24	Makoto Edison Sekita e Outros
10754	1368	3147	1247	1159	1683	205	5.4	2.80	-0.7	0.95	1.12	OVERDO	22-04-24	Marcos Epp
RANCHO ALVORADA 1959	1373	3176	1247	1132	1258	193	5.9	2.81	0.1	1.02	1.67	THORSON	20-02-24	Roseli Aparecida Bacarelli Justino
10759	1357	3152	1242	1129	1627	208	4.9	2.83	-1.1	0.85	1.12	OVERDO	23-04-24	Marcos Epp
16529	1269	3150	1241	1126	1566	198	5.7	2.77	0.4	0.91	0.65	EASTON	28-03-24	Makoto Edison Sekita e Outros
3691	1257	3166	1240	1145	1614	208	4.8	2.90	-1.3	1.41	1.59	THORSON	22-10-23	Adriano Renato Kiers
16535	1296	3126	1240	1146	1630	183	6.1	3.01	1.1	0.89	1.51	THORSON	29-03-24	Makoto Edison Sekita e Outros
10573	1397	3136	1239	1164	1734	206	5.8	2.86	0.0	0.73	1.01	THORSON	06-03-24	Marcos Epp
924	1270	3129	1239	1109	1554	219	5.1	2.94	-0.8	0.69	0.76	THORSON	08-03-24	Nedio Antonio Genaro
12106	1227	3032	1235	1195	2102	181	6.6	2.75	-1.2	0.59	1.15	HOLLYWOOD	15-06-23	Luiz Carlos Figueiredo
16091	1277	3121	1234	1136	1823	225	4.5	3.04	-2.8	0.85	0.88	THORSON	29-12-23	Makoto Edison Sekita e Outros
1914	1373	3133	1234	1108	1393	214	5.2	2.75	-1.1	0.73	1.03	THORSON	20-11-23	Roseli Aparecida Bacarelli Justino
4066	1241	3058	1231	1172	2147	209	5.5	2.69	-2.6	0.32	0.76	LIONEL	19-02-24	Douwe Jantinus Groenwold
5780	1403	3146	1231	1136	1730	198	6.1	2.83	0.1	0.68	1.04	CAPTAIN	14-03-24	Luiz Alexandre de Avelar
1745	1302	3129	1230	1147	1960	201	6.0	2.78	0.0	0.58	0.68	CAPTAIN	29-09-23	Johannes Wolter Strijker
3560	1500	3175	1227	1177	2616	235	3.9	2.96	-3.1	1.46	1.41	CAPTAIN	10-06-23	Adriano Renato Kiers
10689	1350	3120	1225	1110	1695	215	5.4	2.92	-2.3	1.00	1.16	THORSON	01-04-24	Marcos Epp
1915	1261	3091	1225	1101	1348	213	5.2	2.87	-0.7	0.61	0.86	THORSON	20-11-23	Roseli Aparecida Bacarelli Justino
5647	1283	3144	1224	1114	1486	224	4.5	2.84	-2.9	1.34	1.46	THORSON	04-01-24	Luiz Alexandre de Avelar
4060	1425	3054	1223	1145	1793	208	5.0	2.91	-1.5	0.49	0.49	LEEDS	13-02-24	Douwe Jantinus Groenwold
16313	1458	3129	1223	1136	1897	198	5.8	2.93	-0.8	1.16	1.41	THORSON	11-02-24	Makoto Edison Sekita e Outros
10567	1291	3090	1223	1159	1903	214	4.9	3.04	-1.1	0.45	0.47	THORSON	05-03-24	Marcos Epp
12189	1306	3015	1221	1059	755	183	6.3	2.80	-0.5	0.25	0.66	HOLLYWOOD	05-07-23	Luiz Carlos Figueiredo
7596	1278	3082	1220	1089	1502	188	5.8	2.99	0.4	0.67	1.25	CAPTAIN	08-10-23	Fazenda Vale do Jotuva
13018	1089	3000	1217	1154	1892	174	6.5	2.68	-1.4	0.47	0.73	LEEDS	01-04-24	Luiz Carlos Figueiredo
10687	1350	3144	1216	1046	1295	229	4.5	2.82	-3.1	1.13	1.42	THORSON	31-03-24	Marcos Epp

FÊMEAS LÍDERES EM NM\$ - HOLANDÊS

ID FÊMEA	Eco\$	GTPI	NM\$	FM\$	LEITE	GPC	VP	CCS	DPR	TIPO	UDC	NOME PAI	NASC.	CRIADOR
16321	1412	3112	1215	1197	2152	188	6.7	2.80	-1.2	1.12	1.35	CAPTAIN	12-02-24	Makoto Edison Sekita e Outros
7693	1184	3043	1214	1206	1791	180	5.7	2.93	0.7	0.26	0.96	CAPTAIN	26-01-24	Fazenda Vale do Jotuva
8472	1308	3101	1214	1185	2178	185	6.1	2.93	-0.1	0.83	1.14	CAPTAIN	09-05-22	Marcos Epp
4028	1380	3033	1212	1154	1736	167	6.6	2.80	-0.2	0.61	1.38	LEEDS	21-01-24	Douwe Jantinus Groenwold
3530	1209	3050	1211	1158	2215	165	7.0	2.73	0.7	0.47	0.88	MYTYME	14-05-23	Adriano Renato Kiers
14019	1355	3160	1211	1136	1783	185	5.8	2.94	1.2	1.17	1.49	CAPTAIN	24-06-22	Makoto Edison Sekita e Outros
16451	1272	3108	1211	1103	1265	189	6.2	2.84	-0.4	0.98	1.27	THORSON	05-03-24	Makoto Edison Sekita e Outros
8521	1471	3113	1211	1150	2155	212	4.8	3.03	-2.2	1.55	0.98	CAPTAIN	23-05-22	Marcos Epp
572	1265	3108	1209	1172	2330	208	4.6	3.05	-0.3	0.74	1.22	CAPTAIN	04-08-23	Ariel Rickli
16238	1388	3090	1209	1094	1442	206	5.2	2.89	-1.3	0.56	0.85	THORSON	28-01-24	Makoto Edison Sekita e Outros
15795	1259	3042	1209	1111	1882	210	5.1	2.77	-2.2	0.69	0.47	KAHN	12-10-23	Makoto Edison Sekita e Outros
4000	1206	3040	1208	1086	1017	192	5.0	2.94	-0.9	0.62	1.26	CAPTAIN	01-01-24	Douwe Jantinus Groenwold
16040	1290	3165	1208	1160	2311	218	4.3	2.91	-1.6	1.55	1.34	CAPTAIN	18-12-23	Makoto Edison Sekita e Outros
10772	1308	3202	1207	1122	1576	209	4.7	2.79	-0.9	1.44	2.01	OVERDO	26-04-24	Marcos Epp
9864	1382	3145	1207	1086	1526	179	7.4	2.75	-0.3	1.76	1.45	KAHN	06-08-23	Marcos Epp
7832	1256	3134	1205	1028	1278	222	4.5	2.97	-2.2	0.96	1.37	THORSON	09-01-24	Lucas Rabbers
3556	1232	3063	1204	1148	2233	184	6.3	2.88	-0.6	0.57	1.08	CAPTAIN	03-06-23	Adriano Renato Kiers
13963	1330	3122	1204	1084	1408	188	5.8	3.00	0.9	0.94	1.04	CAPTAIN	08-06-22	Makoto Edison Sekita e Outros
15339	1229	3032	1204	1195	1782	167	6.2	2.66	-0.1	0.50	1.04	FROST BITE	29-05-23	Makoto Edison Sekita e Outros
8854	1439	3152	1204	1130	1872	204	5.5	2.86	-1.3	1.40	1.32	CAPTAIN	21-08-22	Marcos Epp
1901	1305	3112	1204	1100	2097	230	3.4	3.11	-2.9	1.17	1.10	THORSON	21-10-23	Roseli Aparecida Bacarelli Justino
7606	1291	3142	1203	1136	1961	199	5.3	2.95	0.2	1.05	1.12	CAPTAIN	20-10-23	Fazenda Vale do Jotuva
14239	1297	3082	1203	1114	1792	175	6.7	2.75	1.5	0.50	0.71	CAPTAIN	20-08-22	Makoto Edison Sekita e Outros
10749	1328	3209	1203	1088	1717	224	4.5	2.84	-2.1	2.00	1.46	OVERDO	20-04-24	Marcos Epp
1	1281	3148	1202	1027	988	199	5.0	2.84	0.0	1.09	1.30	OVERDO	24-04-24	Marcos Epp
15556	1258	3163	1200	1053	998	202	5.1	2.80	0.3	1.07	1.22	OXY	03-08-23	Makoto Edison Sekita e Outros
3734	1291	3083	1199	1102	1696	187	6.3	2.77	-2.2	1.41	1.98	KAHN	06-12-23	Adriano Renato Kiers
23584	1383	3130	1199	1117	1653	203	5.9	2.69	-0.9	1.12	1.36	CAPTAIN	30-08-23	Hans Jan Groenwold
13079	1281	3052	1199	1121	1848	188	5.4	2.84	-0.7	0.72	1.26	FROST BITE	19-04-24	Luiz Carlos Figueiredo
4118	1275	3083	1198	1178	2129	209	4.3	2.98	-1.6	1.06	1.13	CAPTAIN	18-03-24	Douwe Jantinus Groenwold
7577	1397	3167	1198	1159	2344	188	6.1	2.88	-0.6	1.61	2.04	CAPTAIN	08-09-23	Fazenda Vale do Jotuva
8774	1362	3067	1198	1145	1700	182	6.1	2.80	-0.9	0.90	1.37	CAPTAIN	31-07-22	Marcos Epp
12580	1360	3089	1197	1095	1439	214	5.1	2.85	-1.9	0.58	0.88	THORSON	15-11-23	Luiz Carlos Figueiredo
14304	1200	3091	1196	1147	2140	184	6.0	3.03	-0.6	1.21	1.91	CAPTAIN	07-09-22	Makoto Edison Sekita e Outros
RANCHO ALVORADA 1972	1399	3132	1196	1064	1614	212	5.5	2.89	-0.3	0.53	0.38	SHEEPSTER	18-03-24	Roseli Aparecida Bacarelli Justino
13054	1297	3034	1195	1045	1173	187	5.4	2.98	-0.5	0.36	0.66	DUFFY	12-04-24	Luiz Carlos Figueiredo
16096	1186	3050	1195	1088	1408	187	5.3	2.83	-0.8	0.56	0.96	FROST BITE	30-12-23	Makoto Edison Sekita e Outros
16109	1246	3041	1195	1133	1590	179	6.1	2.85	0.0	0.56	1.03	THORSON	02-01-24	Makoto Edison Sekita e Outros
1899	1385	3092	1195	1142	2212	222	4.3	2.93	-2.0	0.70	0.94	THORSON	14-10-23	Roseli Aparecida Bacarelli Justino
15717	1102	3054	1194	1154	2054	165	6.6	2.83	0.1	0.87	1.00	FROST BITE	23-09-23	Makoto Edison Sekita e Outros
10126	1191	3090	1194	1110	1827	195	5.3	2.91	-1.3	0.79	1.05	CAPTAIN	03-11-23	Marcos Epp
7209	1295	2992	1193	1155	1777	178	5.8	2.80	-0.4	0.15	0.69	CAPTAIN	16-04-23	Fazenda Vale do Jotuva
3246		3218	1192	1144	2140	210	4.8	2.80	-0.8	1.95	1.84	CAPTAIN	22-12-23	Charles Hendrik Salomons
12707	1370	3049	1192	1135	2149	210	4.5	3.03	-2.4	0.61	0.63	VENOM	31-12-23	Luiz Carlos Figueiredo
3230	1326	3096	1192	1098	1766	217	4.5	3.00	-1.4	1.02	0.91	CAPTAIN	10-12-22	Roberto Ari de Castro Greidanus
12740	1365	3087	1190	1037	609	179	6.2	2.85	-0.3	1.02	1.49	HOLLYWOOD	07-01-24	Luiz Carlos Figueiredo
14766	1229	3100	1189	1096	1551	166	6.6	2.79	1.9	0.56	1.15	CAPTAIN	27-12-22	Makoto Edison Sekita e Outros
4123	1342	3001	1188	1184	1992	175	6.2	2.92	-0.3	0.48	0.66	LEEDS	21-03-24	Douwe Jantinus Groenwold
13743	1321	3071	1188	1135	1753	204	4.1	3.02	-1.2	1.00	1.03	CAPTAIN	13-04-22	Makoto Edison Sekita e Outros



FÊMEAS LÍDERES EM NM\$ - JERSEY

ID FÊMEA	GJPI	NM\$	FM\$	LEITE	GPC	VP	CCS	DPR	TIPO	JUI	NOME PAI	NASC.	CRIADOR
2020	147	722	716	1348	78	6.6	2.90	-0.9	1.7	17.2	COLONEL	18-10-23	Nico Biersteker
800	146	685	681	1342	110	4.9	2.85	-2.6	1.8	19.3	JX CHIEF{6}	02-02-24	Janus Katsman
2067	146	681	659	1247	100	5.2	2.96	-0.6	1.3	12.8	COLONEL	28-01-24	Nico Biersteker
1945	130	681	694	1747	130	3.5	3.06	-3.0	1.7	13.3	JX CHIEF{6}	11-06-23	Nico Biersteker
2013	157	678	608	1147	115	4.7	2.95	-1.2	1.3	16.6	QUENTIN	07-10-23	Nico Biersteker
1978	155	655	620	1012	79	5.9	3.02	1.0	1.4	21.6	JX CARDIFF {4}	03-08-23	Nico Biersteker
2083	157	651	608	969	78	6.2	2.82	-0.3	1.5	20.9	COLONEL	12-03-24	Nico Biersteker
1996	152	650	639	1329	83	5.7	2.99	-0.4	1.8	22.2	COLONEL	04-09-23	Nico Biersteker
311	135	650	604	1199	113	4.5	2.90	-3.4	2.0	18.6	JX CHIEF{6}	17-11-22	Renato Subtil Macedo
PLATINA 317-FIV	124	646	548	640	101	5.0	2.97	-2.9	1.1	9.9	JIGGY	19-06-22	Fernando Roberto de Oliveira
1908	130	645	635	860	75	5.9	2.84	-0.1	1.0	10.4	JX CHIEF{6}	13-03-23	Nico Biersteker
2004	145	644	581	637	77	6.1	2.90	-1.0	1.5	20.9	COLONEL	27-09-23	Nico Biersteker
2006	136	639	672	1292	42	7.5	3.04	0.8	1.9	22.3	COLONEL	30-09-23	Nico Biersteker
2064	163	637	574	852	104	4.3	2.85	-0.2	0.6	14.9	JX CORDOBA {5}	20-01-24	Nico Biersteker
340	123	632	679	1628	82	5.6	2.90	-1.6	1.7	12.8	JX CHIEF{6}	26-07-23	Janice Bugs Tessmer
Q ELONGATIA 354 DE GLAURA FA	162	625	567	1444	121	3.6	3.05	0.8	1.1	11.4	ALTAKENO {6}	16-12-23	Fernando Roberto de Oliveira
1894	150	625	523	446	108	3.7	2.81	-0.3	1.1	11.6	ZON	19-02-23	Nico Biersteker
PLEUROTHALLIS 298 GLAURA FA	152	624	551	668	104	4.3	2.91	-0.3	1.2	14.3	TROOPER {4}	05-02-22	Fernando Roberto de Oliveira
273	148	624	629	1909	110	3.9	2.98	0.5	-0.6	1.2	JX LECHE {4}	23-09-23	Marta Bolson Camelo
2069	145	624	592	1249	93	5.7	2.80	-1.1	1.1	14.3	WELD	31-01-24	Nico Biersteker
2029	136	620	676	1795	67	6.0	3.01	0.7	1.3	17.2	COLONEL	16-11-23	Nico Biersteker
191	122	617	601	1330	104	4.1	2.80	-3.5	1.4	15.4	JX CHIEF{6}	14-04-23	Fernando Luis Costa Rosa
PANDA 26	175	614	557	1303	101	4.6	2.82	-0.4	1.4	18.6	BAZZAR {5}	01-10-23	Centro de Treinamento para Pecuarista
2026	152	614	597	890	78	5.6	2.93	-0.3	2.0	23.1	COLONEL	06-11-23	Nico Biersteker
2057	138	611	589	825	57	5.7	2.94	1.4	1.5	19.7	COLONEL	07-01-24	Nico Biersteker
1913	115	611	608	1237	81	5.0	2.90	-2.2	1.7	13.7	JX CHIEF{6}	19-03-23	Nico Biersteker
GENEROSA	126	609	624	984	86	5.1	2.96	-1.9	2.1	19.0	JX CHIEF{6}	17-09-23	Jose Delmiro Solak
1918	122	607	561	966	105	3.7	3.00	-2.2	1.5	16.6	JX CHIEF{6}	08-04-23	Nico Biersteker
375	123	604	602	1937	124	2.8	2.95	-4.1	2.5	17.6	JX CHIEF{6}	15-02-24	Janice Bugs Tessmer
098 EMMA	140	603	611	1065	64	6.2	2.98	1.4	0.6	14.0	COLONEL	13-02-24	Lucas Correa Fonseca
1994	120	602	524	759	71	5.0	2.92	-0.5	1.1	12.7	COLONEL	31-08-23	Nico Biersteker
2063	130	599	560	1016	69	6.2	2.89	0.1	0.6	9.4	WELD	13-01-24	Nico Biersteker
1919	116	598	629	1690	107	3.2	2.99	-2.5	1.5	11.9	JX CHIEF{6}	08-04-23	Nico Biersteker
2018	126	597	563	661	69	5.5	2.97	-1.2	1.5	19.7	COLONEL	16-10-23	Nico Biersteker
INVENTARIANTE CHIEF HEREIRA	112	596	627	1968	106	3.8	2.97	-3.3	1.2	10.3	JX CHIEF{6}	20-12-21	Carmem P Dias da Costa
188	144	596	561	780	59	7.2	2.85	1.4	1.1	15.3	WESTPORT {6}	11-04-23	Fernando Luis Costa Rosa
1922	110	596	605	1686	98	3.9	3.05	-3.0	1.6	15.3	JX CHIEF{6}	11-04-23	Nico Biersteker
1981	138	595	621	1531	77	6.0	2.97	0.3	0.3	12.4	JX CARDIFF {4}	03-08-23	Nico Biersteker
171	164	595	527	989	86	4.9	2.84	1.3	1.1	18.8	JX COLGATE {6}	31-08-22	Wanderson Rodrigues Francisco
ANIS	142	592	543	1266	97	4.2	2.91	-0.1	0.5	8.9	BAZZAR {5}	16-09-23	Marcio Brino
PIETRA 314 DE GLAURA FA	139	591	520	710	108	3.6	3.07	-1.3	1.1	16.8	TROOPER {4}	29-05-22	Fernando Roberto de Oliveira
2059	103	590	581	1164	69	5.1	3.02	-1.4	1.3	12.7	COLONEL	08-01-24	Nico Biersteker
2078	142	588	574	790	49	6.6	2.77	1.0	1.2	18.8	FORTUNATE	15-03-23	Francisco Bastos de Miranda
88	144	587	554	1130	83	4.8	2.85	0.3	0.9	9.9	JFK {5}	16-10-23	Vagner Monteiro de Souza
IMAGEM STARBORD GRAVURA	130	586	559	937	93	4.4	3.01	-1.3	1.6	16.7	JX CHIEF{6}	30-06-21	Carmem P Dias da Costa
RUFESCENS 364 DE GLAURA FA	116	586	564	1149	85	4.3	2.99	-1.9	1.2	18.3	BAZZAR {5}	13-04-24	Fernando Roberto de Oliveira
807	124	586	563	1179	96	4.5	2.98	-1.9	0.9	15.2	SUAVECITO	04-09-23	Marlene Kaiut
1819	150	585	529	829	74	5.8	2.85	0.4	1.4	12.8	TROOPER {4}	29-08-22	Nico Biersteker
2070	141	584	524	555	80	4.3	2.92	0.6	1.1	16.5	JX CORDOBA {5}	03-02-24	Nico Biersteker
1883	106	584	543	1244	98	3.0	2.86	-3.8	2.2	16.2	JX CHIEF{6}	22-01-23	Nico Biersteker



## Favoreça a produção de leite

### Características de Produção

Libras de Gordura	<b>28.3%</b>
Libras de Leite	<b>21.9%</b>
Libras de Proteína	<b>0.0%</b>

### Características de Saúde

Vida Produtiva	<b>15.7%</b>
Livability da Vaca	<b>4.3%</b>
Prenhez da Filha	<b>4.1%</b>
Consumo Alimentar Residual (RFI)	<b>-3.8%</b>
Capacidade de Parto	<b>2.8%</b>
Contagem de Células Somáticas	<b>-1.6%</b>
Precocidade do Primeiro Parto	<b>1.2%</b>
Características de Saúde em \$ (HTH\$)	<b>1.2%</b>
Taxa de Concepção da Vaca	<b>1.0%</b>
Livability da Novilha	<b>0.5%</b>
Taxa de Concepção da Novilha	<b>0.4%</b>

### Características de Tipo

Composto de Peso Corporal	<b>-9.3%</b>
Composto de Úbere	<b>3.4%</b>
Composto de Pernas e Pés	<b>0.4%</b>

O **Índice Mérito Fluido** combina as mesmas características que o Índice de Mérito Líquido, dando maior ênfase à produção de leite.

## Mérito Fluido em Dólares





FÊMEAS LÍDERES EM FM\$ - HOLANDÊS

ID FÊMEA	Eco\$	GTPI	NMS	FM\$	LEITE	GPC	VP	CCS	DPR	TIPO	UDC	NOME PAI	NASC.	CRIADOR
16517	1332	3201	1326	1269	2324	192	7.0	2.73	-0.1	1.22	1.54	EASTON	24-03-24	Makoto Edison Sekita e Outros
16235	1375	3267	1394	1251	1307	221	6.9	2.87	-0.3	0.88	1.46	THORSON	27-01-24	Makoto Edison Sekita e Outros
7579	1381	3097	1281	1239	2320	191	6.7	2.91	-1.2	0.87	1.28	CAPTAIN	10-09-23	Fazenda Vale do Jotuva
10453	1307	3164	1307	1226	1599	191	7.0	2.81	0.2	0.57	1.18	THORSON	06-02-24	Marcos Epp
1685	1378	3127	1267	1223	1812	194	6.7	2.76	-0.2	0.68	1.20	CAPTAIN	17-02-23	Adriaan Frederik Kok
7693	1184	3043	1214	1206	1791	180	5.7	2.93	0.7	0.26	0.96	CAPTAIN	26-01-24	Fazenda Vale do Jotuva
4045	1220	3017	1176	1202	2605	195	5.8	2.76	-1.8	0.23	0.64	LIONEL	01-02-24	Douwe Jantinus Groenwold
16321	1412	3112	1215	1197	2152	188	6.7	2.80	-1.2	1.12	1.35	CAPTAIN	12-02-24	Makoto Edison Sekita e Outros
10531	1484	3189	1277	1196	1948	224	4.7	2.88	-1.6	1.09	1.41	THORSON	26-02-24	Marcos Epp
12106	1227	3032	1235	1195	2102	181	6.6	2.75	-1.2	0.59	1.15	HOLLYWOOD	15-06-23	Luiz Carlos Figueiredo
15339	1229	3032	1204	1195	1782	167	6.2	2.66	-0.1	0.50	1.04	FROST BITE	29-05-23	Makoto Edison Sekita e Outros
8472	1308	3101	1214	1185	2178	185	6.1	2.93	-0.1	0.83	1.14	CAPTAIN	09-05-22	Marcos Epp
4123	1342	3001	1188	1184	1992	175	6.2	2.92	-0.3	0.48	0.66	LEEDS	21-03-24	Douwe Jantinus Groenwold
4167	1455	3100	1278	1178	1704	217	4.8	2.94	-1.4	0.32	0.60	THORSON	10-04-24	Douwe Jantinus Groenwold
4118	1275	3083	1198	1178	2129	209	4.3	2.98	-1.6	1.06	1.13	CAPTAIN	18-03-24	Douwe Jantinus Groenwold
3560	1500	3175	1227	1177	2616	235	3.9	2.96	-3.1	1.46	1.41	CAPTAIN	10-06-23	Adriano Renato Kiers
7737	1399	2946	1148	1176	2606	184	5.7	2.84	-3.0	0.29	1.12	CAPTAIN	03-03-24	Fazenda Vale do Jotuva
4074	1367	3202	1311	1174	1170	199	7.1	2.81	0.6	0.70	1.27	THORSON	24-02-24	Douwe Jantinus Groenwold
572	1265	3108	1209	1172	2330	208	4.6	3.05	-0.3	0.74	1.22	CAPTAIN	04-08-23	Ariel Rickli
4066	1241	3058	1231	1172	2147	209	5.5	2.69	-2.6	0.32	0.76	LIONEL	19-02-24	Douwe Jantinus Groenwold
14294	1285	3124	1247	1171	2069	189	6.3	2.82	-0.2	0.85	1.35	CAPTAIN	04-09-22	Makoto Edison Sekita e Outros
1897	1394	3181	1317	1169	1539	227	5.4	2.87	-1.2	0.66	0.97	THORSON	11-10-23	Roseli Aparecida Bacarelli Justino
7578	1278	3074	1104	1166	2949	186	5.0	2.97	-0.6	1.30	1.14	CAPTAIN	09-09-23	Fazenda Vale do Jotuva
3466	1195	3104	1186	1165	2300	200	4.7	2.92	-1.5	1.42	1.34	CAPTAIN	12-03-23	Adriano Renato Kiers
10573	1397	3136	1239	1164	1734	206	5.8	2.86	0.0	0.73	1.01	THORSON	06-03-24	Marcos Epp
15961	1269	3142	1272	1160	1531	187	7.3	2.73	-0.2	0.74	1.29	KAHN	01-12-23	Makoto Edison Sekita e Outros
16040	1290	3165	1208	1160	2311	218	4.3	2.91	-1.6	1.55	1.34	CAPTAIN	18-12-23	Makoto Edison Sekita e Outros
16553	1127	3104	1183	1160	2014	166	7.1	2.67	0.4	1.59	1.46	EASTON	31-03-24	Makoto Edison Sekita e Outros
7577	1397	3167	1198	1159	2344	188	6.1	2.88	-0.6	1.61	2.04	CAPTAIN	08-09-23	Fazenda Vale do Jotuva
10754	1368	3147	1247	1159	1683	205	5.4	2.80	-0.7	0.95	1.12	OVERDO	22-04-24	Marcos Epp
10567	1291	3090	1223	1159	1903	214	4.9	3.04	-1.1	0.45	0.47	THORSON	05-03-24	Marcos Epp
3530	1209	3050	1211	1158	2215	165	7.0	2.73	0.7	0.47	0.88	MYTYME	14-05-23	Adriano Renato Kiers
4022	1379	3159	1260	1157	1436	205	5.5	2.99	0.0	0.96	1.45	THORSON	16-01-24	Douwe Jantinus Groenwold
4155	1420	3063	1306	1156	1333	223	4.8	2.82	-2.5	-0.18	0.42	THORSON	05-04-24	Douwe Jantinus Groenwold
13808	1369	3078	1172	1156	2297	217	3.6	2.94	-2.6	1.24	1.23	CAPTAIN	30-04-22	Makoto Edison Sekita e Outros
7209	1295	2992	1193	1155	1777	178	5.8	2.80	-0.4	0.15	0.69	CAPTAIN	16-04-23	Fazenda Vale do Jotuva
13055	1368	3118	1255	1155	1735	185	7.1	2.78	-1.3	1.11	1.57	LEEDS	13-04-24	Luiz Carlos Figueiredo
13726	1052	2951	1134	1155	2342	165	6.1	2.92	-0.5	0.63	1.06	CAPTAIN	08-04-22	Makoto Edison Sekita e Outros
4028	1380	3033	1212	1154	1736	167	6.6	2.80	-0.2	0.61	1.38	LEEDS	21-01-24	Douwe Jantinus Groenwold
13018	1089	3000	1217	1154	1892	174	6.5	2.68	-1.4	0.47	0.73	LEEDS	01-04-24	Luiz Carlos Figueiredo
15717	1102	3054	1194	1154	2054	165	6.6	2.83	0.1	0.87	1.00	FROST BITE	23-09-23	Makoto Edison Sekita e Outros
16497	1290	3197	1247	1153	1850	208	5.0	2.93	-0.7	1.58	1.49	EASTON	18-03-24	Makoto Edison Sekita e Outros
16080	1223	3084	1176	1151	1977	184	6.1	2.91	-0.3	0.94	1.28	CAPTAIN	27-12-23	Makoto Edison Sekita e Outros
8521	1471	3113	1211	1150	2155	212	4.8	3.03	-2.2	1.55	0.98	CAPTAIN	23-05-22	Marcos Epp
10790	1467	3245	1271	1149	1563	214	5.2	2.70	-1.2	1.70	1.73	OVERDO	01-05-24	Marcos Epp
3556	1232	3063	1204	1148	2233	184	6.3	2.88	-0.6	0.57	1.08	CAPTAIN	03-06-23	Adriano Renato Kiers
3790	1251	3026	1160	1148	2397	199	4.7	2.93	-2.1	1.02	0.70	CAPTAIN	29-09-23	Wouter Verburg
1745	1302	3129	1230	1147	1960	201	6.0	2.78	0.0	0.58	0.68	CAPTAIN	29-09-23	Johannes Wolter Strijker
14304	1200	3091	1196	1147	2140	184	6.0	3.03	-0.6	1.21	1.91	CAPTAIN	07-09-22	Makoto Edison Sekita e Outros
16535	1296	3126	1240	1146	1630	183	6.1	3.01	1.1	0.89	1.51	THORSON	29-03-24	Makoto Edison Sekita e Outros
3691	1257	3166	1240	1145	1614	208	4.8	2.90	-1.3	1.41	1.59	THORSON	22-10-23	Adriano Renato Kiers
4060	1425	3054	1223	1145	1793	208	5.0	2.91	-1.5	0.49	0.49	LEEDS	13-02-24	Douwe Jantinus Groenwold

FÊMEAS LÍDERES EM FM\$ - HOLANDÊS

ID FÊMEA	Eco\$	GTPI	NMS	FM\$	LEITE	GPC	VP	CCS	DPR	TIPO	UDC	NOME PAI	NASC.	CRIADOR
16072	1404	3166	1257	1145	1567	216	5.7	2.84	-1.5	1.16	1.64	CAPTAIN	25-12-23	Makoto Edison Sekita e Outros
8774	1362	3067	1198	1145	1700	182	6.1	2.80	-0.9	0.90	1.37	CAPTAIN	31-07-22	Marcos Epp
3246		3218	1192	1144	2140	210	4.8	2.80	-0.8	1.95	1.84	CAPTAIN	22-12-23	Charles Hendrik Salomons
12743	1416	3054	1154	1143	2299	195	5.1	2.83	-2.0	1.07	1.17	LEEDS	08-01-24	Luiz Carlos Figueiredo
16287	1187	3055	1185	1143	2003	172	6.7	2.86	0.1	0.72	1.57	CAPTAIN	06-02-24	Makoto Edison Sekita e Outros
10360	1484	3228	1301	1143	1700	234	5.1	2.73	-2.7	1.45	1.48	THORSON	11-01-24	Marcos Epp
24107	1234	3027	1171	1142	1930	188	5.9	2.72	-1.7	0.33	1.10	LIONEL	10-03-24	Hans Jan Groenwold
12994	1412	3132	1270	1142	1403	214	5.6	2.96	-1.4	0.52	1.19	THORSON	26-03-24	Luiz Carlos Figueiredo
1899	1385	3092	1195	1142	2212	222	4.3	2.93	-2.0	0.70	0.94	THORSON	14-10-23	Roseli Aparecida Bacarelli Justino
13809	1395	3074	1172	1141	1878	181	5.8	2.87	0.8	0.90	1.03	CAPTAIN	30-04-22	Makoto Edison Sekita e Outros
15573	1417	2998	1162	1141	2114	178	6.4	2.74	-1.1	0.28	0.45	MYTYME	09-08-23	Makoto Edison Sekita e Outros
11101	1189	3075	1177	1138	2209	179	6.0	2.89	-0.3	1.00	1.28	CAPTAIN	20-06-22	Luiz Carlos Figueiredo
10757	1492	3258	1297	1138	1451	229	5.1	2.92	-1.7	1.87	1.43	THORSON	23-04-24	Marcos Epp
16576	1297	2991	1176	1137	2060	180	5.7	2.98	-0.1	0.06	0.74	DOMINANCE	07-04-24	Makoto Edison Sekita e Outros
7606	1291	3142	1203	1136	1961	199	5.3	2.95	0.2	1.05	1.12	CAPTAIN	20-10-23	Fazenda Vale do Jotuva
5780	1403	3146	1231	1136	1730	198	6.1	2.83	0.1	0.68	1.04	CAPTAIN	14-03-24	Luiz Alexandre de Avelar
13160	1460	3186	1295	1136	1134	209	6.5	2.85	0.6	0.44	0.50	THORSON	18-05-24	Luiz Carlos Figueiredo
13150	1375	2971	1105	1136	2313	157	5.8	2.75	-1.4	0.87	1.49	LEEDS	15-05-24	Luiz Carlos Figueiredo
16091	1277	3121	1234	1136	1823	225	4.5	3.04	-2.8	0.85	0.88	THORSON	29-12-23	Makoto Edison Sekita e Outros
16313	1458	3129	1223	1136	1897	198	5.8	2.93	-0.8	1.16	1.41	THORSON	11-02-24	Makoto Edison Sekita e Outros
14019	1355	3160	1211	1136	1783	185	5.8	2.94	1.2	1.17	1.49	CAPTAIN	24-06-22	Makoto Edison Sekita e Outros
3225	1207	2994	1153	1136	2135	158	6.6	2.92	0.1	0.61	1.14	CAPTAIN	07-12-22	Roberto Ari de Castro Greidanus
RANCHO ALVORADA 1994	1281	3181	1273	1136	1065	197	6.3	2.82	-0.3	1.13	1.34	THORSON	18-04-24	Roseli Aparecida Bacarelli Justino
3410	1338	3075	1255	1135	1636	230	4.5	2.90	-2.9	0.50	0.47	THORSON	06-12-23	Douwe Jantinus Groenwold
12707	1370	3049	1192	1135	2149	210	4.5	3.03	-2.4	0.61	0.63	VENOM	31-12-23	Luiz Carlos Figueiredo
13743	1321	3071	1188	1135	1753	204	4.1	3.02	-1.2	1.00	1.03	CAPTAIN	13-04-22	Makoto Edison Sekita e Outros
10760	1462	3130	1258	1135	1479	209	5.5	2.89	-0.9	0.55	0.76	THORSON	24-04-24	Marcos Epp
16109	1246	3041	1195	1133	1590	179	6.1	2.85	0.0	0.56	1.03	THORSON	02-01-24	Makoto Edison Sekita e Outros
3296	1209	2998	1178	1132	1902	169	6.0	2.85	0.4	0.39	0.64	RAFAEL	09-09-23	Douwe Jantinus Groenwold
RANCHO ALVORADA 1959	1373	3176	1247	1132	1258	193	5.9	2.81	0.1	1.02	1.67	THORSON	20-02-24	Roseli Aparecida Bacarelli Justino
16291	1291	3082	1181	1131	2163	203	4.8	3.07	-1.1	1.16	1.17	CAPTAIN	07-02-24	Makoto Edison Sekita e Outros
8787	1210	3039	1137	1131	2203	175	5.7	2.80	-0.7	0.87	1.62	CAPTAIN	04-08-22	Marcos Epp
8854	1439	3152	1204	1130	1872	204	5.5	2.86	-1.3	1.40	1.32	CAPTAIN	21-08-22	Marcos Epp
137	1243	3003	1172	1129	1984	173	6.3	2.90	-0.8	0.47	0.72	CAPTAIN	06-07-23	Luiz Carlos Gomes
10759	1357	3152	1242	1129	1627	208	4.9	2.83	-1.1	0.85	1.12	OVERDO	23-04-24	Marcos Epp
14757	1240	2985	1166	1128	1533	148	6.9	2.84	1.1	0.51	1.27	CAPTAIN	24-12-22	Makoto Edison Sekita e Outros
16118	1180	3028	1153	1128	1724	147	7.2	2.73	1.1	0.81	1.60	CAPTAIN	04-01-24	Makoto Edison Sekita e Outros
16571	1183	3081	1179	1127	2051	177	5.1	2.91	0.0	1.34	1.58	EASTON	05-04-24	Makoto Edison Sekita e Outros
16529	1269	3150	1241	1126	1566	198	5.7	2.77	0.4	0.91	0.65	EASTON	28-03-24	Makoto Edison Sekita e Outros
13174	1421	3235	1277	1125	1534	216	5.6	2.90	0.5	1.34	1.36	THORSON	22-05-24	Luiz Carlos Figueiredo
4143	1333	3094	1142	1122	2276	193	5.2	2.92	-1.9	1.52	1.59	THORSON	02-04-24	Douwe Jantinus Groenwold
10772	1308	3202	1207	1122	1576	209	4.7	2.79	-0.9	1.44	2.01	OVERDO	26-04-24	Marcos Epp
4339	1161	2955	1125	1122	2079	174	4.7	3.01	-1.3	0.80	1.29	CAPTAIN	07-05-24	Roberto Ari de Castro Greidanus
13079	1281	3052	1199	1121	1848	188	5.4	2.84	-0.7	0.72	1.26	FROST BITE	19-04-24	Luiz Carlos Figueiredo
10803	1259	3051	1166	1121	2338	172	6.4	2.90	0.0	0.83	1.12	CAPTAIN	08-03-22	Luiz Carlos Figueiredo
14205	1094	2935	1149	1121	1930	146	7.0	2.86	0.9	0.26	0.84	CAPTAIN	11-08-22	Makoto Edison Sekita e Outros
14770	1127	2886	1123	1121	1753	162	5.0	2.88	-0.1	0.00	0.58	CAPTAIN	29-12-22	Makoto Edison Sekita e Outros
14815	1139	3001	1112	1121	2197	186	4.9	2.86	-1.5	0.87	0.96	CAPTAIN	06-01-23	Makoto Edison Sekita e Outros
16481	1102	2941	1081	1121	2312	142	6.8	2.88	-0.3	1.25	1.67	DENTON	13-03-24	Makoto Edison Sekita e Outros



FÊMEAS LÍDERES EM FM\$ - JERSEY

ID FÊMEA	GJPI	NM\$	FM\$	LEITE	GPC	VP	CCS	DPR	TIPO	JUI	NOME PAI	NASC.	CRIADOR
2020	147	722	716	1348	78	6.6	2.90	-0.9	1.70	17.2	COLONEL	18-10-23	Nico Biersteker
1945	130	681	694	1747	130	3.5	3.06	-3.0	1.70	13.3	JX CHIEF{6}	11-06-23	Nico Biersteker
800	146	685	681	1342	110	4.9	2.85	-2.6	1.80	19.3	JX CHIEF{6}	02-02-24	Janus Katsman
340	123	632	679	1628	82	5.6	2.90	-1.6	1.70	12.8	JX CHIEF{6}	26-07-23	Janice Bugs Tessmer
2029	136	620	676	1795	67	6.0	3.01	0.7	1.30	17.2	COLONEL	16-11-23	Nico Biersteker
2006	136	639	672	1292	42	7.5	3.04	0.8	1.90	22.3	COLONEL	30-09-23	Nico Biersteker
2067	146	681	659	1247	100	5.2	2.96	-0.6	1.30	12.8	COLONEL	28-01-24	Nico Biersteker
1996	152	650	639	1329	83	5.7	2.99	-0.4	1.80	22.2	COLONEL	04-09-23	Nico Biersteker
1908	130	645	635	860	75	5.9	2.84	-0.1	1.00	10.4	JX CHIEF{6}	13-03-23	Nico Biersteker
273	148	624	629	1909	110	3.9	2.98	0.5	-0.60	1.2	JX LECHE {4}	23-09-23	Marta Bolson Camelo
1919	116	598	629	1690	107	3.2	2.99	-2.5	1.50	11.9	JX CHIEF{6}	08-04-23	Nico Biersteker
INVENTARIANTE CHIEF HEREIRA	112	596	627	1968	106	3.8	2.97	-3.3	1.20	10.3	JX CHIEF{6}	20-12-21	Carmem P Dias da Costa
GENEROSA	126	609	624	984	86	5.1	2.96	-1.9	2.10	19.0	JX CHIEF{6}	17-09-23	Jose Delmiro Solak
1981	138	595	621	1531	77	6.0	2.97	0.3	0.30	12.4	JX CARDIFF {4}	03-08-23	Nico Biersteker
1978	155	655	620	1012	79	5.9	3.02	1.0	1.40	21.6	JX CARDIFF {4}	03-08-23	Nico Biersteker
098 EMMA	140	603	611	1065	64	6.2	2.98	1.4	0.60	14.0	COLONEL	13-02-24	Lucas Correa Fonseca
2013	157	678	608	1147	115	4.7	2.95	-1.2	1.30	16.6	QUENTIN	07-10-23	Nico Biersteker
2083	157	651	608	969	78	6.2	2.82	-0.3	1.50	20.9	COLONEL	12-03-24	Nico Biersteker
1913	115	611	608	1237	81	5.0	2.90	-2.2	1.70	13.7	JX CHIEF{6}	19-03-23	Nico Biersteker
389	111	553	608	1757	89	4.2	2.88	-2.6	1.10	11.9	JX CHIEF{6}	21-06-23	Renato Subtil Macedo
1922	110	596	605	1686	98	3.9	3.05	-3.0	1.60	15.3	JX CHIEF{6}	11-04-23	Nico Biersteker
311	135	650	604	1199	113	4.5	2.90	-3.4	2.00	18.6	JX CHIEF{6}	17-11-22	Renato Subtil Macedo
375	123	604	602	1937	124	2.8	2.95	-4.1	2.50	17.6	JX CHIEF{6}	15-02-24	Janice Bugs Tessmer
191	122	617	601	1330	104	4.1	2.80	-3.5	1.40	15.4	JX CHIEF{6}	14-04-23	Fernando Luis Costa Rosa
2002	106	577	600	1573	85	4.0	3.14	-1.0	1.20	12.3	COLONEL	26-09-23	Nico Biersteker
2026	152	614	597	890	78	5.6	2.93	-0.3	2.00	23.1	COLONEL	06-11-23	Nico Biersteker
2023	122	573	595	1260	52	6.7	2.98	0.3	1.50	16.4	COLONEL	27-10-23	Nico Biersteker
2069	145	624	592	1249	93	5.7	2.80	-1.1	1.10	14.3	WELD	31-01-24	Nico Biersteker
1870	108	573	590	1479	102	2.8	3.06	-3.0	2.20	19.7	JX CHIEF{6}	29-12-22	Nico Biersteker
LEALDADE CHIEF IMPORTANTE	116	543	589	2036	102	3.2	2.97	-3.0	1.70	15.1	JX CHIEF{6}	17-12-23	Carmem P Dias da Costa
2057	138	611	589	825	57	5.7	2.94	1.4	1.50	19.7	COLONEL	07-01-24	Nico Biersteker
1940	119	555	589	1521	86	4.1	2.96	-2.0	1.80	19.5	JX CHIEF{6}	30-05-23	Nico Biersteker
MADRI	99	569	584	1518	105	2.5	2.96	-3.7	1.70	12.8	JX CHIEF{6}	10-06-23	Jose Delmiro Solak
374	132	573	582	1436	101	3.6	2.97	-2.9	2.30	24.5	JX CHIEF{6}	15-02-24	Janice Bugs Tessmer
2004	145	644	581	637	77	6.1	2.90	-1.0	1.50	20.9	COLONEL	27-09-23	Nico Biersteker
2059	103	590	581	1164	69	5.1	3.02	-1.4	1.30	12.7	COLONEL	08-01-24	Nico Biersteker
1927	118	582	578	1490	115	3.6	2.95	-3.6	1.60	15.3	JX CHIEF{6}	25-04-23	Nico Biersteker
2078	142	588	574	790	49	6.6	2.77	1.0	1.20	18.8	FORTUNATE	15-03-23	Francisco Bastos de Miranda
2064	163	637	574	852	104	4.3	2.85	-0.2	0.60	14.9	JX CORDOBA {5}	20-01-24	Nico Biersteker
24	96	563	572	1586	101	3.5	2.91	-4.3	1.70	15.3	JX CHIEF{6}	15-08-23	David Hul
THIANA	113	526	572	1619	101	3.0	3.03	-3.5	2.00	22.3	JX CHIEF{6}	20-04-23	Jose Delmiro Solak
1986	141	545	572	1248	67	6.0	2.92	1.2	1.40	20.8	JX CARDIFF {4}	12-08-23	Nico Biersteker
MICHELADA CHIEF JIN	115	539	570	1786	93	3.2	3.01	-2.6	2.00	21.3	JX CHIEF{6}	23-04-24	Carmem P Dias da Costa
ELLILEITE	113	573	570	1375	88	3.9	2.87	-3.7	2.10	18.4	JX CHIEF{6}	29-10-23	Jose Delmiro Solak
SALANGANA	109	546	570	1619	103	3.5	2.93	-4.2	1.90	17.3	JX CHIEF{6}	10-01-24	Jose Delmiro Solak
Q ELONGATIA 354 DE GLAURA FA	162	625	567	1444	121	3.6	3.05	0.8	1.10	11.4	ALTAKENO {6}	16-12-23	Fernando Roberto de Oliveira
1880	141	567	565	1486	122	2.4	3.00	-2.0	1.90	19.3	JX CHIEF{6}	17-01-23	Nico Biersteker
RUFESCENS 364 DE Glaura FA	116	586	564	1149	85	4.3	2.99	-1.9	1.20	18.3	BAZZAR {5}	13-04-24	Fernando Roberto de Oliveira
807	124	586	563	1179	96	4.5	2.98	-1.9	0.90	15.2	SUAVECITO	04-09-23	Marlene Kaiut
834	112	575	563	1415	82	4.5	3.15	0.0	0.60	13.3	GALLANTRY	11-12-23	Marlene Kaiut
2018	126	597	563	661	69	5.5	2.97	-1.2	1.50	19.7	COLONEL	16-10-23	Nico Biersteker

A young child with dark hair and a slight smile is holding a clear glass filled with white milk. The child's hands are visible, gripping the sides of the glass. The background is softly blurred, showing more of the child's face and a hint of a colorful object.

# GPTA Leite

Alta produção de leite é hereditária e acontece através de **seleção genética**

Maiores médias de produção de leite por fêmea podem impactar diretamente nos custos de produção, pois são **menos vacas para produzir o mesmo volume de leite**, reduzindo assim, despesas com manejo, nutrição e instalações



FÊMEAS LÍDERES EM GPTA LEITE - **HOLANDÊS**

ID FÊMEA	Eco\$	GTPI	NMS	FM\$	LEITE	GPC	VP	CCS	DPR	TIPO	UDC	NOME PAI	NASC.	CRIADOR
9760	1195	2912	976	1009	3322	208	2.6	3.06	-4.5	1.10	0.97	LIONEL	22-07-23	Adolfo Pattis
3110	1146	2851	874	921	3077	168	3.2	2.96	-2.0	1.06	1.04	TAMPA	19-12-21	Adriano Renato Kiers
300	829	2775	879	976	2969	131	5.5	2.83	-0.2	0.63	0.74	ALTAOLAF	08-04-24	Rodrigo Nonenmacher
7578	1278	3074	1104	1166	2949	186	5.0	2.97	-0.6	1.30	1.14	CAPTAIN	09-09-23	Fazenda Vale do Jotuva
3927	976	2580	662	730	2923	129	2.8	3.01	-2.1	0.90	0.48	HIPSHOT	09-04-23	Marco Noordegraaf
4316	1180	2968	1104	1120	2923	183	5.0	2.81	-2.9	0.96	1.27	CAPTAIN	23-04-24	Roberto Ari de Castro Greidanus
10237	1123	2976	1072	1086	2910	191	4.4	2.83	-2.6	1.33	0.92	CAPTAIN	28-07-21	Luiz Carlos Figueiredo
12326	990	2746	711	794	2875	127	4.4	2.66	-2.3	1.94	1.71	ALPHABET	31-03-21	Makoto Edison Sekita e Outros
15368	1130	2841	1015	1066	2871	168	5.3	2.83	-2.6	0.53	0.33	MYTYME	09-06-23	Makoto Edison Sekita e Outros
3184	869	2670	754	843	2864	138	3.0	3.05	-2.1	0.59	0.89	TAMPA	15-03-22	Adriano Renato Kiers
3226	1003	2654	813	887	2862	126	4.7	2.87	-1.2	0.15	0.55	ALTAOLAF	07-05-22	Adriano Renato Kiers
731	804	2559	674	808	2856	84	5.1	2.69	0.7	0.19	0.73	ALTAOLAF	23-01-23	Gilberto Georg Degger
3275	786	2634	717	800	2828	129	2.8	2.84	-2.3	1.00	0.93	BY-PASS	09-07-22	Adriano Renato Kiers
3503	1139	2756	875	905	2818	164	3.5	2.99	-2.9	0.78	0.60	UPSIDE	22-04-23	Adriano Renato Kiers
14158	910	2759	892	926	2813	126	6.0	2.85	0.0	0.38	0.44	ROCKETFIRE	09-06-23	Adolfo Pattis
11297	786	2574	587	636	2812	110	3.0	2.71	-3.2	1.15	1.36	DAWSON	22-06-20	Makoto Edison Sekita e Outros
7716	1040	2772	855	875	2805	168	2.6	2.90	-3.2	0.98	0.44	CAPTAIN	09-01-24	Mauricio Vicente de Castro Greidanus
12235	1035	2535	570	681	2804	113	2.0	3.10	-2.9	1.53	1.41	ALPHABET	07-03-21	Makoto Edison Sekita e Outros
1214	599	2134	375	529	2802	78	-0.3	3.14	-4.0	-0.08	-0.51	ALTAHIDALGO	14-04-21	Joao Auer Filho
2998	799	2710	770	865	2796	107	4.7	2.93	-0.7	0.79	1.24	TAMPA	09-08-21	Adriano Renato Kiers
13760	1003	2712	870	908	2796	150	3.6	2.91	-1.2	-0.10	0.09	UPSIDE	16-04-22	Makoto Edison Sekita e Outros
14778	1089	2918	978	991	2795	175	3.8	2.84	-2.8	1.09	1.58	CAPTAIN	31-12-22	Makoto Edison Sekita e Outros
2706	937	2674	737	779	2794	135	3.1	3.03	-2.1	1.30	1.07	TRITON	21-10-23	Wilko Verburg
3379	931	2736	758	803	2781	141	2.7	2.90	-2.8	1.73	1.37	ALTAGOPRO	17-11-22	Adriano Renato Kiers
3207	1188	2971	1105	1070	2781	230	2.3	3.00	-4.2	0.45	0.10	LIONEL	08-07-23	Douwe Jantinus Groenwold
7697	1269	2955	1025	1040	2774	196	4.0	3.01	-3.8	1.70	1.48	CAPTAIN	30-12-23	Mauricio Vicente de Castro Greidanus
4126	1220	3010	1087	1081	2770	219	2.9	2.93	-4.1	0.65	1.23	LIONEL	21-03-24	Douwe Jantinus Groenwold
3329	810	2673	683	739	2767	120	3.8	2.86	-2.4	1.70	1.27	ALTAGOPRO	12-09-22	Adriano Renato Kiers
12046	721	2477	551	679	2765	87	2.7	2.95	-1.3	1.11	1.06	ALPHABET	12-01-21	Makoto Edison Sekita e Outros
12586	876	2662	770	877	2762	131	3.0	3.01	-1.2	0.81	1.02	ALPHABET	14-06-21	Makoto Edison Sekita e Outros
3186	1027	2849	933	953	2761	206	1.5	2.93	-4.7	0.58	0.38	LIONEL	21-06-23	Douwe Jantinus Groenwold
4121	1268	2932	1087	1090	2758	203	3.9	2.98	-2.4	-0.16	0.35	LIONEL	20-03-24	Douwe Jantinus Groenwold
12922	884	2512	584	720	2744	102	2.7	2.96	-3.1	1.47	1.62	ALPHABET	11-09-21	Makoto Edison Sekita e Outros
3592	1047	2997	1010	1022	2736	147	6.1	2.80	-0.4	1.69	1.88	ESQUIRE	10-07-23	Adriano Renato Kiers
3553	892	2791	895	938	2725	134	5.7	2.64	-1.6	1.42	0.86	ESQUIRE	03-06-23	Adriano Renato Kiers
2487	670	2555	578	708	2716	106	3.0	2.78	-1.2	0.68	0.41	HUSKY	14-04-23	Raphael Cornelis Hoogerheide
3013	908	2757	839	873	2714	142	3.8	2.98	-1.5	0.83	0.81	TAMPA	19-08-21	Adriano Renato Kiers
4285	823	2618	797	817	2710	103	5.7	2.85	-1.0	0.20	0.48	ROCKETFIRE	21-04-24	Marco Noordegraaf
7706	1183	2947	954	1017	2706	177	3.4	2.91	-1.3	1.59	1.18	CAPTAIN	04-01-24	Mauricio Vicente de Castro Greidanus
1999	773	2520	626	741	2704	78	3.3	3.07	-1.9	1.28	2.01	ELKHART	22-06-23	Nilson Nicoli
16539	1107	2984	1052	1076	2694	143	5.7	2.77	-0.8	1.81	2.11	EASTON	30-03-24	Makoto Edison Sekita e Outros
2678	871	2464	637	704	2693	115	2.3	2.82	-4.8	0.49	0.97	DAWSON	26-05-20	Adriano Renato Kiers
14262	579	2450	507	591	2676	91	3.2	2.98	-2.1	1.40	0.73	ALTAGOPRO	29-08-22	Makoto Edison Sekita e Outros
1225	817	2483	659	738	2674	101	4.6	2.82	-1.0	-0.26	0.10	TRITON	20-08-23	Rose Maria Moers Hubert
16335	1148	2904	982	1011	2670	159	4.4	3.02	-2.2	1.11	1.98	DENTON	14-02-24	Makoto Edison Sekita e Outros
3009	880	2721	746	797	2667	134	2.7	3.01	-2.0	0.76	1.27	TAMPA	15-08-21	Adriano Renato Kiers
16455	1106	2939	1061	1057	2667	165	5.9	3.02	-2.0	0.96	1.66	DENTON	05-03-24	Makoto Edison Sekita e Outros
30	1071	2850	968	947	2665	185	2.7	3.09	-2.3	0.50	0.75	LIONEL	18-01-24	Adolfo Pattis
6846	925	2623	682	755	2657	138	2.4	3.00	-3.6	0.86	0.92	KIEL	20-10-22	Fazenda Vale do Jotuva
16316	1030	2768	811	878	2653	130	4.3	2.95	-1.1	1.13	1.42	MYTYME	11-02-24	Makoto Edison Sekita e Outros

FÊMEAS LÍDERES EM GPTA LEITE - **HOLANDÊS**

ID FÊMEA	Eco\$	GTPI	NM\$	FM\$	LEITE	GPC	VP	CCS	DPR	TIPO	UDC	NOME PAI	NASC.	CRIADOR
10118	799	2589	751	815	2651	106	3.3	3.05	-2.2	0.88	1.19	MAIN STAGE	19-10-22	Melkstad Agropecuaria LTDA
227	773	2540	699	727	2650	135	1.7	2.95	-2.6	0.15	-0.08	MARACAY	04-03-23	Jose Geraldo Bomfim Tavares
3312	906	2772	838	888	2645	136	5.3	2.77	-0.8	0.92	1.24	ALTAOLAF	20-08-22	Adriano Renato Kiers
14142	1057	2792	872	832	2643	132	5.4	3.02	-0.8	0.80	0.96	ROCKETFIRE	02-07-23	Adolfo Pattis
569	1212	3023	1111	1116	2643	192	4.2	2.97	-1.1	0.81	1.05	CAPTAIN	03-08-23	Ariel Rickli
5678	992	2741	836	885	2641	141	4.4	2.91	-1.8	0.80	1.18	BREAK EVEN	21-01-24	Luiz Alexandre de Avelar
36	962	2666	786	838	2640	153	3.1	3.14	-2.4	0.55	0.48	ALPHABET	02-02-24	Adolfo Pattis
16009	1170	2968	1047	1065	2636	170	4.7	2.82	-2.0	1.56	1.46	ESQUIRE	12-12-23	Makoto Edison Sekita e Outros
15231	1076	2776	916	949	2633	167	2.8	3.02	-2.0	0.33	0.38	ZAPPY	18-04-23	Makoto Edison Sekita e Outros
9705	542	2318	386	515	2629	75	1.5	3.09	-1.4	0.37	0.76	TRITON	02-06-23	Albertus Frederik Wolters
1037	778	2574	726	764	2626	108	5.0	2.92	1.2	-0.31	-0.36	ALTAOLAF	22-03-23	Sebastiao Jairo de Carvalho
3640	878	2862	916	953	2625	140	5.5	2.74	-1.8	1.07	1.41	ALTAPOWERBUCK	26-08-23	Adriano Renato Kiers
3065	863	2560	691	766	2623	121	3.1	2.89	-3.3	0.56	0.85	CARLTON	19-10-22	Giovani Araujo Godinho
12993	1148	2961	1062	1109	2619	168	5.2	2.94	-1.0	0.69	0.99	VENOM	26-03-24	Luiz Carlos Figueiredo
3560	1500	3175	1227	1177	2616	235	3.9	2.96	-3.1	1.46	1.41	CAPTAIN	10-06-23	Adriano Renato Kiers
5575	1070	2878	898	938	2613	153	4.9	2.88	-1.9	1.65	1.59	JOOK ESTN QUALITY	04-01-24	Carlos Augusto Delezuk
7639	1209	2883	986	1059	2613	165	4.2	2.90	-0.1	0.49	0.89	CAPTAIN	28-11-23	Mauricio Vicente de Castro Greidanus
15323	1166	2748	920	961	2610	142	6.0	2.80	-1.6	0.33	0.29	MYTYME	23-05-23	Makoto Edison Sekita e Outros
3515	1143	2906	941	969	2607	168	4.2	2.84	-2.5	1.51	1.45	MYTYME	02-05-23	Adriano Renato Kiers
13531	1093	2841	965	979	2607	182	3.1	3.14	-2.4	0.75	0.91	CAPTAIN	19-02-22	Makoto Edison Sekita e Outros
7737	1399	2946	1148	1176	2606	184	5.7	2.84	-3.0	0.29	1.12	CAPTAIN	03-03-24	Fazenda Vale do Jotuva
4045	1220	3017	1176	1202	2605	195	5.8	2.76	-1.8	0.23	0.64	LIONEL	01-02-24	Douwe Jantinus Groenwold
3532	1114	2927	987	1039	2602	139	5.9	2.89	0.6	1.25	1.26	MYTYME	15-05-23	Adriano Renato Kiers
14251	1038	2864	871	906	2601	173	2.2	3.06	-2.5	1.63	1.70	CAPTAIN	25-08-22	Makoto Edison Sekita e Outros
8833	646	2358	446	558	2594	85	1.4	3.02	-3.3	0.81	0.96	METROPOLIS	12-01-22	Melkstad Agropecuaria LTDA
515	640	2338	435	561	2592	97	1.5	3.06	-3.1	0.43	0.23	ALPHABET	13-04-23	Reinaldo Jorge Schmidt
3277	873	2728	868	909	2590	138	4.8	2.88	-1.9	0.80	0.60	BY-PASS	11-07-22	Adriano Renato Kiers
14991	1324	2937	1030	1045	2589	185	4.2	2.96	-3.5	1.42	1.51	GARZA	16-02-23	Makoto Edison Sekita e Outros
2648	746	2455	522	613	2588	113	2.1	2.84	-4.5	0.86	0.99	DAWSON	10-04-20	Adriano Renato Kiers
2628	1000	2823	924	948	2588	142	4.3	2.93	-1.0	1.05	1.01	TRITON	29-06-23	Wilko Verburg
7743	1188	2951	1063	1055	2586	169	5.3	2.97	-1.0	0.90	1.00	CAPTAIN	07-03-24	Fazenda Vale do Jotuva
3285	775	2591	712	825	2585	96	5.8	2.81	-0.3	0.61	0.95	ALTAOLAF	23-07-22	Adriano Renato Kiers
12711	1080	2880	934	939	2585	160	4.2	2.81	-2.6	1.60	1.49	UPSIDE	01-01-24	Luiz Carlos Figueiredo
3596	956	2868	871	896	2581	123	5.5	2.85	0.0	1.43	1.71	ESQUIRE	12-07-23	Adriano Renato Kiers
4047	1133	2797	1080	1094	2580	149	6.0	2.81	-2.3	-0.05	0.24	LEEDS	02-02-24	Douwe Jantinus Groenwold
6632	573	2306	394	430	2578	109	0.4	3.07	-4.9	0.60	-0.13	HYFLOW	05-02-22	Joao Rigo
11235	1063	2760	916	949	2575	141	5.0	2.83	-1.1	0.02	0.31	UPSIDE	13-08-22	Luiz Carlos Figueiredo
2311	767	2377	500	645	2572	94	2.4	3.12	-0.8	0.09	0.05	ALTAOLAF	12-07-22	Maria Beatriz do Prado Zago
4327	880	2635	809	840	2572	111	5.2	3.06	-1.5	0.51	0.66	TAMPA	06-05-22	Mauro Antonio Costa de Araujo
14155	983	2783	848	837	2571	116	5.8	2.93	-0.1	0.94	1.40	ROCKETFIRE	11-06-23	Adolfo Pattis
15350	1200	2972	1103	1115	2568	167	5.8	2.80	-1.2	0.83	1.34	MYTYME	03-06-23	Makoto Edison Sekita e Outros
4498	807	2647	764	831	2565	105	5.2	2.93	0.9	0.05	1.04	ALTAOLAF	02-09-22	Mauro Antonio Costa de Araujo
1120	689	2337	500	670	2562	58	4.6	2.94	0.1	-0.12	0.48	ALTAOLAF	10-04-23	Walter Baylao Junior
7726	1105	2817	1018	1037	2561	177	3.4	3.05	-3.2	0.26	0.48	JULIUS	25-02-24	Fazenda Vale do Jotuva
2124	878	2679	650	729	2560	105	3.9	2.74	-0.1	1.32	1.27	TAOS	16-06-23	Alex Raul Los
13937	715	2490	674	705	2558	133	1.7	3.00	-3.5	0.14	0.49	BY-PASS	02-06-22	Makoto Edison Sekita e Outros
1053	977	2824	1010	1025	2558	166	4.2	2.93	-1.2	0.50	0.36	CAPTAIN	30-12-23	Marco Antonio Duarte Veloso
229	672	2474	630	709	2557	140	1.4	3.04	-2.8	-0.29	-0.76	MARACAY	11-03-23	Jose Geraldo Bomfim Tavares



FÊMEAS LÍDERES EM GPTA LEITE - JERSEY

ID FÊMEA	GJPI	NM\$	FMS\$	LEITE	GPC	VP	CCS	DPR	TIPO	JUI	NOME PAI	NASC.	CRIADOR
102	62	249	324	2160	68	2.2	2.90	-3.9	-0.10	10.1	RAZARRI {5}	16-04-23	Adilson Jose Costa Rosa
296	114	444	448	2109	111	1.6	3.10	-2.2	1.10	14.4	ALTADEONTE	03-02-23	Maria Leocadia Weinert Napoli
188	85	445	519	2047	69	3.8	3.08	-0.1	0.50	3.0	SULLY	20-07-22	Roseli Konopka Smulek
LEALDADE CHIEF IMPORTANTE	116	543	589	2036	102	3.2	2.97	-3.0	1.70	15.1	JX CHIEF{6}	17-12-23	Carmem P Dias da Costa
INVENTARIANTE CHIEF HEREIRA	112	596	627	1968	106	3.8	2.97	-3.3	1.20	10.3	JX CHIEF{6}	20-12-21	Carmem P Dias da Costa
375	123	604	602	1937	124	2.8	2.95	-4.1	2.50	17.6	JX CHIEF{6}	15-02-24	Janice Bugs Tessmer
273	148	624	629	1909	110	3.9	2.98	0.5	-0.60	1.2	JX LECHE {4}	23-09-23	Marta Bolson Camelo
2136	53	264	348	1821	58	2.5	2.89	-3.6	0.70	11.4	KAMAKAZI	13-06-23	Francisco Bastos de Miranda
THORA	93	413	461	1817	81	2.6	2.84	-2.1	0.60	8.3	ALTASABAN {4}	03-06-23	Marcio Brino
2029	136	620	676	1795	67	6.0	3.01	0.7	1.30	17.2	COLONEL	16-11-23	Nico Biersteker
MICHELADA CHIEF JIN	115	539	570	1786	93	3.2	3.01	-2.6	2.00	21.3	JX CHIEF{6}	23-04-24	Carmem P Dias da Costa
797	44	166	224	1765	58	0.2	3.08	-2.4	0.60	12.6	ALTADEONTE	01-10-23	Maria Luiza Brandes Darth
LARA	75	366	393	1760	80	2.2	3.01	-3.2	0.80	14.8	DYLAN {4}	21-03-23	Marcio Brino
389	111	553	608	1757	89	4.2	2.88	-2.6	1.10	11.9	JX CHIEF{6}	21-06-23	Renato Subtil Macedo
2706	115	489	536	1753	85	4.0	2.93	-2.5	1.60	19.0	DEVOUR	11-01-23	Jersey Vale
1945	130	681	694	1747	130	3.5	3.06	-3.0	1.70	13.3	JX CHIEF{6}	11-06-23	Nico Biersteker
BORBOLETA	81	374	408	1725	94	0.9	2.95	-3.4	1.70	16.8	JX CHIEF{6}	20-02-23	Jose Delmiro Solak
INCA PISCO CHIEF BIRITA	47	298	382	1717	57	1.4	3.06	-1.7	1.00	7.2	JX CHIEF{6}	22-12-21	Carmem P Dias da Costa
1531	38	170	253	1716	55	0.1	3.06	-2.6	0.20	10.3	ALTADEONTE	25-04-23	Helio Roberto de Oliveira
1567	58	283	361	1715	50	2.3	3.02	-1.2	0.60	8.8	JX RENCHER {6}	07-11-23	Helio Roberto de Oliveira
1919	116	598	629	1690	107	3.2	2.99	-2.5	1.50	11.9	JX CHIEF{6}	08-04-23	Nico Biersteker
JOCOSA MOE HOSTIL	74	328	366	1689	71	1.8	3.08	-2.0	0.30	11.3	JX MOE {4}	23-09-22	Carmem P Dias da Costa
291	65	366	403	1689	87	1.2	3.06	-3.5	1.20	7.9	JX CHIEF{6}	20-10-22	Renato Subtil Macedo
1922	110	596	605	1686	98	3.9	3.05	-3.0	1.60	15.3	JX CHIEF{6}	11-04-23	Nico Biersteker
ATAMI	66	309	338	1653	77	1.4	2.96	-4.0	1.00	14.9	DYLAN {4}	21-08-22	Marcio Brino
1544	47	153	227	1648	49	-0.5	3.06	0.3	0.10	7.3	JX RENCHER {6}	22-06-23	Helio Roberto de Oliveira
212	100	351	388	1646	73	3.4	2.94	-2.2	1.20	22.0	DYLAN {4}	11-02-23	Gilberto Padilha de Paula
NEINEI	84	437	479	1642	93	1.7	2.97	-3.6	1.50	13.2	JX CHIEF{6}	23-10-23	Jose Delmiro Solak
DENGOSA	36	103	175	1640	33	0.4	3.06	-1.0	0.90	17.5	SWOOSH {5}	30-05-21	Jose Delmiro Solak
21253	67	319	403	1640	54	3.4	2.97	-1.8	0.90	12.2	FERRARI	06-02-22	Marcos Luiz Dupont
63	73	311	296	1634	86	0.7	2.96	-2.5	0.00	7.4	RAZARRI {5}	10-12-22	Adilson Jose Costa Rosa
FLORIANA	83	426	478	1632	91	1.9	3.01	-3.4	1.70	17.5	JX CHIEF{6}	03-10-23	Jose Delmiro Solak
114	80	307	281	1628	82	1.2	2.80	-4.1	0.10	10.1	ALTANOWITZKI {4}	25-08-23	Adilson Jose Costa Rosa
340	123	632	679	1628	82	5.6	2.90	-1.6	1.70	12.8	JX CHIEF{6}	26-07-23	Janice Bugs Tessmer
1925	108	518	532	1624	107	3.3	3.04	-3.6	1.80	16.5	JX CHIEF{6}	21-04-23	Nico Biersteker
925	51	184	288	1623	40	1.1	3.09	0.4	0.50	10.2	ALTADEONTE	15-11-23	Sandra Mara Zargiski Iank
347	66	375	383	1621	109	0.0	3.03	-5.2	1.70	13.6	JX CHIEF{6}	19-02-23	Renato Subtil Macedo
350	45	220	288	1620	71	0.7	2.86	-4.0	0.60	9.4	RUSSELL {4}	21-01-23	Leocadia Oberek
THIANA	113	526	572	1619	101	3.0	3.03	-3.5	2.00	22.3	JX CHIEF{6}	20-04-23	Jose Delmiro Solak
SALANGANA	109	546	570	1619	103	3.5	2.93	-4.2	1.90	17.3	JX CHIEF{6}	10-01-24	Jose Delmiro Solak
1590	39	202	262	1609	64	0.3	3.07	-2.9	0.60	8.0	JX RENCHER {6}	08-03-24	Helio Roberto de Oliveira
1884	119	497	483	1608	112	2.0	2.98	-2.8	1.50	17.6	JX CHIEF{6}	23-01-23	Nico Biersteker
344	87	494	491	1605	117	0.4	3.03	-3.3	1.30	10.6	JX CHIEF{6}	05-08-23	Janice Bugs Tessmer
300	45	319	375	1603	80	1.6	3.01	-4.2	1.00	4.1	JX CHIEF{6}	23-10-22	Renato Subtil Macedo
2043	109	526	553	1602	69	4.3	3.12	-1.4	1.70	21.1	COLONEL	14-12-23	Nico Biersteker
082 DALILA	144	551	557	1598	72	5.6	2.92	-0.3	1.60	24.1	JX CARDIFF {4}	14-08-23	Lucas Correa Fonseca
24	96	563	572	1586	101	3.5	2.91	-4.3	1.70	15.3	JX CHIEF{6}	15-08-23	David Hul
1881	102	523	525	1581	92	2.8	2.98	-3.0	2.00	15.7	JX CHIEF{6}	17-01-23	Nico Biersteker
535	132	555	488	1575	130	1.8	2.91	-2.7	0.50	3.5	TROOPER {4}	22-04-23	Agnes Desiree Hermina Bosmuller

# GPC

## Gordura e Proteína Combinadas

Seu rebanho está preparado **para  
produzir leite com mais sólidos?**

Gordura e proteína estão tendo  
participação cada vez **maior nos  
pagamentos por qualidade do  
leite** no Brasil





# FÊMEAS LÍDERES EM GPTA GPC - HOLANDÊS

ID FÊMEA	Eco\$	GTPI	NM\$	FM\$	LEITE	GPC	VP	CCS	DPR	TIPO	UDC	NOME PAI	NASC.	CRIADOR
3560	1500	3175	1227	1177	2616	235	3.9	2.96	-3.1	1.46	1.41	CAPTAIN	10-06-23	Adriano Renato Kiers
10360	1484	3228	1301	1143	1700	234	5.1	2.73	-2.7	1.45	1.48	THORSON	11-01-24	Marcos Epp
3207	1188	2971	1105	1070	2781	230	2.3	3.00	-4.2	0.45	0.10	LIONEL	08-07-23	Douwe Jantinus Groenwold
3410	1338	3075	1255	1135	1636	230	4.5	2.90	-2.9	0.50	0.47	THORSON	06-12-23	Douwe Jantinus Groenwold
1901	1305	3112	1204	1100	2097	230	3.4	3.11	-2.9	1.17	1.10	THORSON	21-10-23	Roseli Aparecida Bacarelli Justino
10757	1492	3258	1297	1138	1451	229	5.1	2.92	-1.7	1.87	1.43	THORSON	23-04-24	Marcos Epp
10687	1350	3144	1216	1046	1295	229	4.5	2.82	-3.1	1.13	1.42	THORSON	31-03-24	Marcos Epp
928	1352	3054	1134	1012	2073	228	3.8	2.97	-2.9	1.03	0.73	THORSON	10-03-24	Nedio Antonio Genaro
1897	1394	3181	1317	1169	1539	227	5.4	2.87	-1.2	0.66	0.97	THORSON	11-10-23	Roseli Aparecida Bacarelli Justino
16091	1277	3121	1234	1136	1823	225	4.5	3.04	-2.8	0.85	0.88	THORSON	29-12-23	Makoto Edison Sekita e Outros
5647	1283	3144	1224	1114	1486	224	4.5	2.84	-2.9	1.34	1.46	THORSON	04-01-24	Luiz Alexandre de Avelar
12826	1407	3092	1165	1052	1737	224	3.8	2.97	-2.6	1.06	1.13	THORSON	30-01-24	Luiz Carlos Figueiredo
10531	1484	3189	1277	1196	1948	224	4.7	2.88	-1.6	1.09	1.41	THORSON	26-02-24	Marcos Epp
10749	1328	3209	1203	1088	1717	224	4.5	2.84	-2.1	2.00	1.46	OVERDO	20-04-24	Marcos Epp
920	1395	3141	1186	1063	1807	224	3.9	2.94	-2.0	1.24	1.29	THORSON	06-03-24	Nedio Antonio Genaro
4155	1420	3063	1306	1156	1333	223	4.8	2.82	-2.5	-0.18	0.42	THORSON	05-04-24	Douwe Jantinus Groenwold
7832	1256	3134	1205	1028	1278	222	4.5	2.97	-2.2	0.96	1.37	THORSON	09-01-24	Lucas Rabbers
1899	1385	3092	1195	1142	2212	222	4.3	2.93	-2.0	0.70	0.94	THORSON	14-10-23	Roseli Aparecida Bacarelli Justino
4138	1166	2919	1072	996	2032	221	2.9	2.84	-4.0	0.22	0.03	LIONEL	27-03-24	Douwe Jantinus Groenwold
16235	1375	3267	1394	1251	1307	221	6.9	2.87	-0.3	0.88	1.46	THORSON	27-01-24	Makoto Edison Sekita e Outros
4126	1220	3010	1087	1081	2770	219	2.9	2.93	-4.1	0.65	1.23	LIONEL	21-03-24	Douwe Jantinus Groenwold
10695	1339	3103	1119	981	1742	219	4.1	2.91	-2.3	1.25	1.19	THORSON	03-04-24	Marcos Epp
924	1270	3129	1239	1109	1554	219	5.1	2.94	-0.8	0.69	0.76	THORSON	08-03-24	Nedio Antonio Genaro
16040	1290	3165	1208	1160	2311	218	4.3	2.91	-1.6	1.55	1.34	CAPTAIN	18-12-23	Makoto Edison Sekita e Outros
RANCHO ALVORADA 1995	1415	3075	1170	1006	1187	218	4.0	2.91	-3.0	1.05	1.26	THORSON	22-04-24	Roseli Aparecida Bacarelli Justino
4167	1455	3100	1278	1178	1704	217	4.8	2.94	-1.4	0.32	0.60	THORSON	10-04-24	Douwe Jantinus Groenwold
13808	1369	3078	1172	1156	2297	217	3.6	2.94	-2.6	1.24	1.23	CAPTAIN	30-04-22	Makoto Edison Sekita e Outros
3230	1326	3096	1192	1098	1766	217	4.5	3.00	-1.4	1.02	0.91	CAPTAIN	10-12-22	Roberto Ari de Castro Greidanus
13174	1421	3235	1277	1125	1534	216	5.6	2.90	0.5	1.34	1.36	THORSON	22-05-24	Luiz Carlos Figueiredo
16072	1404	3166	1257	1145	1567	216	5.7	2.84	-1.5	1.16	1.64	CAPTAIN	25-12-23	Makoto Edison Sekita e Outros
4054	1166	2979	1052	984	2166	215	2.3	2.94	-4.6	1.20	1.26	LIONEL	07-02-24	Douwe Jantinus Groenwold
3440	1315	3076	1120	1034	1862	215	4.2	2.95	-2.9	1.28	1.25	THORSON	23-12-23	Douwe Jantinus Groenwold
14107	1381	3032	1093	1029	2365	215	3.3	3.07	-3.4	1.72	1.29	CAPTAIN	17-07-22	Makoto Edison Sekita e Outros
10689	1350	3120	1225	1110	1695	215	5.4	2.92	-2.3	1.00	1.16	THORSON	01-04-24	Marcos Epp
RANCHO ALVORADA 1929	1303	3001	1135	1022	1366	215	3.6	2.98	-2.8	0.79	0.70	THORSON	09-01-24	Roseli Aparecida Bacarelli Justino
12580	1360	3089	1197	1095	1439	214	5.1	2.85	-1.9	0.58	0.88	THORSON	15-11-23	Luiz Carlos Figueiredo
12994	1412	3132	1270	1142	1403	214	5.6	2.96	-1.4	0.52	1.19	THORSON	26-03-24	Luiz Carlos Figueiredo
10567	1291	3090	1223	1159	1903	214	4.9	3.04	-1.1	0.45	0.47	THORSON	05-03-24	Marcos Epp
10790	1467	3245	1271	1149	1563	214	5.2	2.70	-1.2	1.70	1.73	OVERDO	01-05-24	Marcos Epp
RANCHO ALVORADA 1982	1425	3082	1133	1010	1688	214	4.0	2.86	-2.4	1.10	1.05	THORSON	26-03-24	Roseli Aparecida Bacarelli Justino
1914	1373	3133	1234	1108	1393	214	5.2	2.75	-1.1	0.73	1.03	THORSON	20-11-23	Roseli Aparecida Bacarelli Justino
3718	1459	3133	1172	1101	2221	214	4.7	2.88	-1.7	1.33	1.34	CAPTAIN	16-08-23	Wouter Verburg
3740	1303	3018	1112	1023	1534	213	3.9	3.00	-2.4	1.15	1.18	THORSON	17-12-23	Adriano Renato Kiers
3437	1261	3104	1108	989	1180	213	4.1	2.87	-1.4	1.34	1.14	THORSON	22-12-23	Douwe Jantinus Groenwold
1915	1261	3091	1225	1101	1348	213	5.2	2.87	-0.7	0.61	0.86	THORSON	20-11-23	Roseli Aparecida Bacarelli Justino
8521	1471	3113	1211	1150	2155	212	4.8	3.03	-2.2	1.55	0.98	CAPTAIN	23-05-22	Marcos Epp
RANCHO ALVORADA 1972	1399	3132	1196	1064	1614	212	5.5	2.89	-0.3	0.53	0.38	SHEEPSTER	18-03-24	Roseli Aparecida Bacarelli Justino
3214	1275	3074	1185	1096	1971	211	3.8	2.83	-0.9	0.44	0.72	LIONEL	10-07-23	Douwe Jantinus Groenwold
15012	1334	2981	1047	1013	2231	211	2.5	3.14	-2.3	1.18	0.98	CAPTAIN	21-02-23	Makoto Edison Sekita e Outros
10350	1288	3076	1117	946	970	211	3.8	2.76	-3.0	1.16	1.22	THORSON	07-01-24	Marcos Epp
RANCHO ALVORADA 1971	1295	3091	1154	1115	2136	211	4.9	2.92	-1.0	1.10	0.73	SHEEPSTER	15-03-24	Roseli Aparecida Bacarelli Justino
3442	1053	2959	1008	818	1160	210	2.3	2.79	-3.4	1.29	0.86	RAYSHEN	17-02-23	Adriano Renato Kiers

# FÊMEAS LÍDERES EM GPTA GPC - HOLANDÊS

ID FÊMEA	Eco\$	GTPi	NM\$	FM\$	LEITE	GPC	VP	CCS	DPR	TIPO	UDC	NOME PAI	NASC.	CRIADOR
3246		3218	1192	1144	2140	210	4.8	2.80	-0.8	1.95	1.84	CAPTAIN	22-12-23	Charles Hendrik Salomons
3438	1315	3080	1145	1085	1795	210	4.4	3.05	-2.1	1.35	1.38	THORSON	22-12-23	Douwe Jantinus Groenwold
8046	1307	3092	1081	945	1533	210	3.9	3.01	-1.6	1.32	0.58	SHEEPSTER	10-05-24	Lucas Rabbers
12707	1370	3049	1192	1135	2149	210	4.5	3.03	-2.4	0.61	0.63	VENOM	31-12-23	Luiz Carlos Figueiredo
15795	1259	3042	1209	1111	1882	210	5.1	2.77	-2.2	0.69	0.47	KAHN	12-10-23	Makoto Edison Sekita e Outros
3413	1259	2989	1127	1107	2173	209	3.0	3.09	-2.7	0.68	0.91	THORSON	10-12-23	Douwe Jantinus Groenwold
4066	1241	3058	1231	1172	2147	209	5.5	2.69	-2.6	0.32	0.76	LIONEL	19-02-24	Douwe Jantinus Groenwold
4118	1275	3083	1198	1178	2129	209	4.3	2.98	-1.6	1.06	1.13	CAPTAIN	18-03-24	Douwe Jantinus Groenwold
3433	1116	3022	1034	923	1568	209	3.5	3.01	-2.5	1.31	1.31	THORSON	21-12-23	Douwe Jantinus Groenwold
12847	1316	3073	1154	1050	1497	209	4.1	3.00	-2.1	1.21	1.66	THORSON	06-02-24	Luiz Carlos Figueiredo
13160	1460	3186	1295	1136	1134	209	6.5	2.85	0.6	0.44	0.50	THORSON	18-05-24	Luiz Carlos Figueiredo
8576	1327	3003	1084	1032	1864	209	3.4	3.01	-1.5	0.92	0.69	CAPTAIN	10-06-22	Marcos Epp
10772	1308	3202	1207	1122	1576	209	4.7	2.79	-0.9	1.44	2.01	OVERDO	26-04-24	Marcos Epp
10760	1462	3130	1258	1135	1479	209	5.5	2.89	-0.9	0.55	0.76	THORSON	24-04-24	Marcos Epp
10530	1313	3110	1178	1012	1108	209	4.7	2.88	-0.6	0.71	1.00	THORSON	25-02-24	Marcos Epp
9760	1195	2912	976	1009	3322	208	2.6	3.06	-4.5	1.10	0.97	LIONEL	22-07-23	Adolfo Pattis
3280	1138	3077	1066	958	1739	208	3.6	2.84	-1.9	1.86	1.35	CAPTAIN	14-07-22	Adriano Renato Kiers
3691	1257	3166	1240	1145	1614	208	4.8	2.90	-1.3	1.41	1.59	THORSON	22-10-23	Adriano Renato Kiers
572	1265	3108	1209	1172	2330	208	4.6	3.05	-0.3	0.74	1.22	CAPTAIN	04-08-23	Ariel Rickli
4060	1425	3054	1223	1145	1793	208	5.0	2.91	-1.5	0.49	0.49	LEEDS	13-02-24	Douwe Jantinus Groenwold
16497	1290	3197	1247	1153	1850	208	5.0	2.93	-0.7	1.58	1.49	EASTON	18-03-24	Makoto Edison Sekita e Outros
16167	1363	3103	1168	987	1400	208	4.7	2.90	-1.6	1.16	1.20	THORSON	12-01-24	Makoto Edison Sekita e Outros
16282	1283	2909	1050	903	1244	208	3.2	3.03	-2.8	0.24	0.43	THORSON	05-02-24	Makoto Edison Sekita e Outros
10759	1357	3152	1242	1129	1627	208	4.9	2.83	-1.1	0.85	1.12	OVERDO	23-04-24	Marcos Epp
3512	1245	3037	1104	1014	1738	207	3.4	2.94	-2.5	1.27	0.95	CAPTAIN	01-05-23	Adriano Renato Kiers
4051	1325	3044	1127	1006	1633	207	4.3	2.88	-2.0	0.72	0.98	THORSON	06-02-24	Douwe Jantinus Groenwold
7212	1419	3037	1163	1061	1879	207	3.9	2.97	-1.8	0.85	1.03	CAPTAIN	17-04-23	Fazenda Vale do Jotuva
5695	1326	3102	1184	1077	1658	207	4.9	2.89	-0.1	0.78	0.87	CAPTAIN	31-01-24	Luiz Alexandre de Avelar
12830	1297	3019	1100	1004	1749	207	4.0	2.98	-2.1	0.66	0.93	CAPTAIN	17-08-21	Makoto Edison Sekita e Outros
8457	1323	3087	1156	1106	2161	207	4.1	2.92	-2.0	1.25	1.28	CAPTAIN	01-05-22	Marcos Epp
10586	1422	3134	1125	1044	1828	207	4.4	3.00	-1.7	1.85	1.66	OUTREACH	09-03-24	Marcos Epp
3226		3084	1091	1056	2434	206	3.8	2.93	-1.6	1.47	1.45	CAPTAIN	02-12-23	Charles Hendrik Salomons
3186	1027	2849	933	953	2761	206	1.5	2.93	-4.7	0.58	0.38	LIONEL	21-06-23	Douwe Jantinus Groenwold
4109	1244	2970	1126	1119	2534	206	4.8	2.78	-3.0	-0.20	0.57	LIONEL	14-03-24	Douwe Jantinus Groenwold
7678	1166	2980	1041	995	1984	206	2.8	2.82	-3.9	1.39	1.20	KAHN	25-09-23	Lucas Rabbers
16122	1325	2992	1051	1001	1725	206	2.7	2.95	-2.0	0.89	0.99	CAPTAIN	04-01-24	Makoto Edison Sekita e Outros
16238	1388	3090	1209	1094	1442	206	5.2	2.89	-1.3	0.56	0.85	THORSON	28-01-24	Makoto Edison Sekita e Outros
15925	1301	3118	1186	1043	1316	206	4.8	2.86	-0.9	0.76	1.41	KAHN	24-11-23	Makoto Edison Sekita e Outros
10573	1397	3136	1239	1164	1734	206	5.8	2.86	0.0	0.73	1.01	THORSON	06-03-24	Marcos Epp
10270	1256	3056	1183	1085	1685	206	4.7	3.07	-1.8	0.84	1.19	THORSON	03-01-24	Marcos Epp
10789	1217	3032	1062	966	1616	206	3.5	3.01	-1.9	1.28	1.17	THORSON	30-04-24	Marcos Epp
RANCHO ALVORADA 1930	1268	3020	1161	1072	1493	206	3.9	2.87	-2.5	0.65	0.99	THORSON	10-01-24	Roseli Aparecida Bacarelli Justino
3741	1245	3048	1127	1003	1135	205	4.5	2.92	-1.3	0.94	0.97	THORSON	17-12-23	Adriano Renato Kiers
4022	1379	3159	1260	1157	1436	205	5.5	2.99	0.0	0.96	1.45	THORSON	16-01-24	Douwe Jantinus Groenwold
12896	1420	3089	1154	1108	1972	205	3.8	2.88	-3.0	1.87	1.61	CAPTAIN	03-09-21	Makoto Edison Sekita e Outros
12884	1254	3062	1164	1059	1815	205	4.3	2.87	-2.4	1.21	0.92	CAPTAIN	01-09-21	Makoto Edison Sekita e Outros
16208	1218	2987	1156	1100	1808	205	4.3	3.11	-1.1	0.22	0.55	CAPTAIN	22-01-24	Makoto Edison Sekita e Outros
16104	1297	2997	1110	1024	1690	205	3.7	2.99	-1.9	0.86	0.76	THORSON	01-01-24	Makoto Edison Sekita e Outros
10754	1368	3147	1247	1159	1683	205	5.4	2.80	-0.7	0.95	1.12	OVERDO	22-04-24	Marcos Epp
10795	1319	3043	1117	1022	1681	205	4.0	2.91	-1.7	1.03	0.96	THORSON	03-05-24	Marcos Epp
1898	1345	3080	1175	1073	1209	205	4.8	2.87	-1.3	0.69	1.24	THORSON	11-10-23	Roseli Aparecida Bacarelli Justino



# FÊMEAS LÍDERES EM GPTA GPC - JERSEY

ID FÊMEA	GJPI	NM\$	FM\$	LEITE	GPC	VP	CCS	DPR	TIPO	JUI	NOME PAI	NASC.	CRIADOR
3	101	545	479	1400	133	1.4	3.26	-2.9	1.00	14.0	GALLANTRY	01/08/23	Julio Cesar Bensi
535	132	555	488	1575	130	1.8	2.91	-2.7	0.50	3.5	TROOPER {4}	22/04/23	Agnes Desiree Hermina Bosmuller
1945	130	681	694	1747	130	3.5	3.06	-3.0	1.70	13.3	JX CHIEF{6}	11/06/23	Nico Biersteker
GENOMAXIMA MARMELA 2306	121	512	395	1008	127	1.5	2.96	-3.4	0.60	8.1	SUGAR DADDY	10/05/23	Rafael Ribeiro
375	123	604	602	1937	124	2.8	2.95	-4.1	2.50	17.6	JX CHIEF{6}	15/02/24	Janice Bugs Tessmer
1880	141	567	565	1486	122	2.4	3.00	-2.0	1.90	19.3	JX CHIEF{6}	17/01/23	Nico Biersteker
Q Elongatia 354 de Glaura FA	162	625	567	1444	121	3.6	3.05	0.8	1.10	11.4	ALTAKENO {6}	16/12/23	Fernando Roberto de Oliveira
1	110	545	553	1501	118	2.3	3.27	-0.3	1.30	13.0	GALLANTRY	18/11/23	Julio Cesar Bensi
344	87	494	491	1605	117	0.4	3.03	-3.3	1.30	10.6	JX CHIEF{6}	05/08/23	Janice Bugs Tessmer
1927	118	582	578	1490	115	3.6	2.95	-3.6	1.60	15.3	JX CHIEF{6}	25/04/23	Nico Biersteker
2013	157	678	608	1147	115	4.7	2.95	-1.2	1.30	16.6	QUENTIN	07/10/23	Nico Biersteker
60	125	541	413	838	115	1.9	2.92	-2.0	0.50	10.0	WESTPORT {6}	08/12/22	Vagner Monteiro de Souza
67	128	496	481	1356	114	1.6	3.01	-1.9	1.70	20.2	DEVOUR	11/05/23	Augusto Labiak
1938	119	466	389	994	113	1.1	3.10	-1.0	1.10	15.0	ALTASASSO {4}	15/05/23	Nico Biersteker
311	135	650	604	1199	113	4.5	2.90	-3.4	2.00	18.6	JX CHIEF{6}	17/11/22	Renato Subtil Macedo
797	92	519	507	1304	112	2.4	3.05	-4.5	1.10	11.2	JX CHIEF{6}	25/01/24	Janus Katsman
799	102	512	460	1101	112	1.5	2.97	-4.5	2.00	18.6	JX CHIEF{6}	29/01/24	Janus Katsman
1884	119	497	483	1608	112	2.0	2.98	-2.8	1.50	17.6	JX CHIEF{6}	23/01/23	Nico Biersteker
296	114	444	448	2109	111	1.6	3.10	-2.2	1.10	14.4	ALTADEONTE	03/02/23	Maria Leocadia Weinert Napoli
800	146	685	681	1342	110	4.9	2.85	-2.6	1.80	19.3	JX CHIEF{6}	02/02/24	Janus Katsman
273	148	624	629	1909	110	3.9	2.98	0.5	-0.60	1.2	JX LECHE {4}	23/09/23	Marta Bolson Camelo
1729	161	559	466	891	109	3.3	2.91	0.4	1.00	11.5	TROOPER {4}	21/01/22	Nico Biersteker
347	66	375	383	1621	109	0.0	3.03	-5.2	1.70	13.6	JX CHIEF{6}	19/02/23	Renato Subtil Macedo
Pietra 314 de Glaura FA	139	591	520	710	108	3.6	3.07	-1.3	1.10	16.8	TROOPER {4}	29/05/22	Fernando Roberto de Oliveira
1942	68	354	255	898	108	0.6	3.01	-4.2	-0.10	-1.6	JIGGY	14/09/22	Francisco Bastos de Miranda
TIRIVA	107	493	463	1056	108	1.8	3.00	-3.0	1.50	13.9	JX CHIEF{6}	17/12/23	Jose Delmiro Solak
1955	101	431	406	1286	108	1.1	2.87	-4.2	2.10	18.3	JX CHIEF{6}	24/06/23	Nico Biersteker
2050	163	554	461	1124	108	3.8	2.92	-0.2	0.90	18.6	WELD	31/12/23	Nico Biersteker
1894	150	625	523	446	108	3.7	2.81	-0.3	1.10	11.6	ZON	19/02/23	Nico Biersteker
91	136	468	415	1320	108	1.4	3.02	-1.0	1.10	13.9	TROOPER {4}	26/10/23	Vagner Monteiro de Souza
1919	116	598	629	1690	107	3.2	2.99	-2.5	1.50	11.9	JX CHIEF{6}	08/04/23	Nico Biersteker
1925	108	518	532	1624	107	3.3	3.04	-3.6	1.80	16.5	JX CHIEF{6}	21/04/23	Nico Biersteker
298	105	539	547	1560	107	2.7	3.01	-3.8	1.70	17.5	JX CHIEF{6}	22/10/22	Renato Subtil Macedo
INVENTARIANTE CHIEF HEREIRA	112	596	627	1968	106	3.8	2.97	-3.3	1.20	10.3	JX CHIEF{6}	20/12/21	Carmem P Dias da Costa
AGATA 34	121	546	420	748	106	2.4	2.93	-1.5	0.70	7.8	BAZZAR {5}	29/10/23	Centro de Treinamento para Pecuarista
1582	138	517	437	1064	106	2.4	3.01	-0.2	0.70	10.0	TROOPER {4}	17/06/21	Nico Biersteker
37	86	471	441	984	106	0.8	3.02	-3.5	1.30	13.6	DEVOUR	15/06/23	Sandra Luci Leandro Pastuch
71	102	475	433	1332	106	2.1	3.01	-2.7	0.30	3.3	TROOPER {4}	21/04/23	Vagner Monteiro de Souza
MADRI	99	569	584	1518	105	2.5	2.96	-3.7	1.70	12.8	JX CHIEF{6}	10/06/23	Jose Delmiro Solak
2	98	558	531	1164	105	2.8	3.20	-0.6	0.90	10.8	GALLANTRY	28/05/23	Julio Cesar Bensi
CIDREIRA	120	464	448	1301	105	1.7	2.93	-1.5	0.90	11.1	BAZZAR {5}	16/09/23	Marcio Brino
1869	129	565	501	1202	105	3.5	3.05	-1.1	0.60	8.9	TROOPER {4}	24/12/22	Nico Biersteker
1918	122	607	561	966	105	3.7	3.00	-2.2	1.50	16.6	JX CHIEF{6}	08/04/23	Nico Biersteker
191	122	617	601	1330	104	4.1	2.80	-3.5	1.40	15.4	JX CHIEF{6}	14/04/23	Fernando Luis Costa Rosa
Pleurothallis 298 Glaura FA	152	624	551	668	104	4.3	2.91	-0.3	1.20	14.3	TROOPER {4}	05/02/22	Fernando Roberto de Oliveira
609	78	385	340	1210	104	0.6	3.03	-3.9	0.20	7.7	ALTAMONTRA {6}	20/06/20	Janus Katsman
2049	132	577	562	1361	104	2.9	3.00	-1.4	1.50	17.7	COLONEL	30/12/23	Nico Biersteker
1757	93	355	286	1042	104	1.0	3.15	-2.6	1.70	23.8	GALLANTRY	24/03/22	Nico Biersteker
2064	163	637	574	852	104	4.3	2.85	-0.2	0.60	14.9	JX CORDOBA {5}	20/01/24	Nico Biersteker

# VP

**Vida Produtiva**

Esta característica representa **maior longevidade** das fêmeas. Quanto maior for o período produtivo de uma vaca, maior será o tempo que o animal passará na fazenda **gerando receita**.





FÊMEAS LÍDERES EM GPTA VP - **HOLANDÊS**

ID FÊMEA	Eco\$	GTPi	NM\$	FM\$	LEITE	GPC	VP	CCS	DPR	TIPO	UDC	NOME PAI	NASC.	CRIADOR
6571	704	2472	652	570	-142	33	8.4	2.66	2.4	-0.35	0.25	HEIR	08-07-22	Fazenda Vale do Jotuva
3093	900	2825	934	865	546	93	8.3	2.40	2.7	0.38	0.63	LARKIN	07-04-23	Douwe Jantinus Groenwold
6186	871	2667	957	850	186	90	8.2	2.76	1.1	-0.54	0.52	HEIR	01-02-22	Fazenda Vale do Jotuva
3083	1108	3038	1095	1062	1462	141	8.2	2.58	0.4	1.38	1.87	PINBALL	30-09-22	Roberto Ari de Castro Greidanus
5461	683	2721	797	767	937	67	8.1	2.63	2.1	0.45	1.36	ALTAPOWERBUCK	04-10-23	Carlos Augusto Delezuk
1505	630	2491	795	794	1246	67	8.0	2.77	4.3	-2.27	-0.99	ALTAOLAF	02-05-22	Lucio Vieira Caixeta
11735	1101	2796	980	939	1292	107	8.0	2.63	0.6	-0.07	1.04	FORWARD	04-12-23	Melkstad Agropecuaria LTDA
5592	729	2641	807	757	801	56	7.9	2.61	2.1	0.14	1.15	ROUX	19-04-21	Fazenda Vale do Jotuva
12745	1213	2968	1179	1070	800	151	7.9	2.65	1.5	-0.11	0.50	HOLLYWOOD	08-01-24	Luiz Carlos Figueiredo
4239	711	2668	806	753	978	55	7.9	2.62	3.5	0.34	1.14	STARGAZER	02-03-22	Mauro Antonio Costa de Araujo
2678	992	2836	1011	989	1837	125	7.9	2.74	0.4	0.18	0.49	ALTAPOWERBUCK	13-09-23	Wilko Verburg
8346	866	2649	886	769	610	92	7.8	2.65	0.0	-0.50	1.33	SUPERCHARGE	06-08-23	Antonio Jose Freire
41162	1073	2965	1086	1009	1237	135	7.8	2.63	1.0	0.94	1.21	WINSTON	28-02-24	EMBRAPA
12873	1081	3003	1089	956	709	142	7.8	2.60	1.6	0.61	0.79	HOLLYWOOD	12-02-24	Luiz Carlos Figueiredo
15592	1149	2943	1077	1094	2398	140	7.8	2.68	-0.3	0.70	0.82	MYTYME	15-08-23	Makoto Edison Sekita e Outros
2351	1047	2943	1133	1035	1191	146	7.8	2.61	0.5	-0.12	0.63	CAPTAIN	12-12-22	Raphael Cornelis Hoogerheide
3577	776	2727	763	764	1407	53	7.7	2.70	4.1	0.99	1.61	HUSKY	30-06-23	Adriano Renato Kiers
4436	891	2794	914	836	945	97	7.7	2.72	3.2	0.32	0.63	JACK	03-04-23	Jacco Erkel
12462	865	2800	938	868	787	85	7.7	2.63	3.1	0.09	1.36	TAMPA	12-05-21	Makoto Edison Sekita e Outros
3178	958	2814	906	842	956	101	7.7	2.51	1.3	0.90	1.32	TONKA	15-11-22	Roberto Ari de Castro Greidanus
3533	1098	3086	996	909	1850	127	7.6	2.55	1.9	2.47	2.30	ESQUIRE	15-05-23	Adriano Renato Kiers
3609	843	2782	944	929	1131	92	7.6	2.68	1.0	0.56	1.61	ALTAPOWERBUCK	22-07-23	Adriano Renato Kiers
3104	1025	2620	799	776	1120	84	7.6	2.64	-1.0	-0.01	1.01	LEGACY	15-12-21	Adriano Renato Kiers
8140	824	2618	893	892	508	67	7.6	2.66	1.4	-0.58	1.17	SUPERCHARGE	06-04-23	Antonio Jose Freire
8201	624	2604	643	582	613	44	7.5	2.51	3.2	0.27	1.21	MOONRAKER	18-05-23	Antonio Jose Freire
1224	982	2895	975	973	1646	111	7.5	2.73	1.8	1.14	1.68	CAPTAIN	05-11-21	Douwe Jantinus Groenwold
16429	1003	2938	1035	992	1759	114	7.5	2.59	1.5	1.05	1.64	EASTON	01-03-24	Makoto Edison Sekita e Outros
4484	957	2805	937	884	1348	105	7.5	2.76	2.8	0.35	1.27	ALTAOLAF	01-09-22	Mauro Antonio Costa de Araujo
2180	749	2686	698	664	1078	61	7.5	2.61	2.5	0.75	1.33	DECATUR	14-07-23	Pablo Bruno Borg
2596	951	2790	927	912	1726	115	7.5	2.59	-1.4	0.63	1.26	ALTAPOWERBUCK	21-05-23	Wilko Verburg
3541	1130	2934	1017	1011	2322	127	7.4	2.73	0.8	0.95	1.34	MYTYME	20-05-23	Adriano Renato Kiers
3141	1151	2935	996	984	1753	119	7.4	2.69	0.6	1.25	1.57	TAMPA	29-01-22	Adriano Renato Kiers
693	327	2496	642	697	1336	30	7.4	2.66	2.1	0.57	0.71	BOLD	14-09-23	Annetta Clara Prins Los
7512	1194	3050	1129	1036	1606	155	7.4	2.84	1.8	0.62	1.05	CAPTAIN	01-08-23	Fazenda Vale do Jotuva
948	1020	2771	1000	924	863	116	7.4	2.69	1.1	-0.13	0.28	PENDULUM	11-07-22	Fernando Sleutjes
2445	717	2650	865	818	630	74	7.4	2.71	3.5	-0.64	0.63	ALTAOLAF	29-05-23	Johann Friedrich Volker Karl Joeris Schicht
5031	860	2706	901	891	1668	94	7.4	2.70	0.9	0.13	0.43	HERLINGS	28-02-24	Leo Paulo Barth
12858	1122	2937	1098	1015	1061	144	7.4	2.77	0.3	0.88	1.19	HOLLYWOOD	08-02-24	Luiz Carlos Figueiredo
12947	956	2790	952	800	138	104	7.4	2.59	2.0	0.10	0.76	HOLLYWOOD	06-03-24	Luiz Carlos Figueiredo
16565	1159	2999	1098	1040	1898	139	7.4	2.81	1.6	1.03	1.08	EASTON	04-04-24	Makoto Edison Sekita e Outros
15871	1108	2921	1030	979	1451	131	7.4	2.65	1.7	0.36	1.04	MYTYME	04-11-23	Makoto Edison Sekita e Outros
15232	1070	2852	970	958	2007	118	7.4	2.73	1.9	-0.02	0.54	UPSIDE	18-04-23	Makoto Edison Sekita e Outros
14954	983	2823	880	838	1180	102	7.4	2.66	3.0	0.55	0.77	BUXTON	07-02-23	Makoto Edison Sekita e Outros
14009	920	2654	725	762	1084	42	7.4	2.62	3.1	0.57	1.46	BULLSEYE	21-06-22	Makoto Edison Sekita e Outros
9864	1382	3145	1207	1086	1526	179	7.4	2.75	-0.3	1.76	1.45	KAHN	06-08-23	Marcos Epp
2066	1025	2820	933	920	1582	97	7.4	2.67	2.6	0.50	0.91	MYTYME	29-01-24	Mario de Araujo Barbosa
3077	1019	2943	941	922	1505	126	7.4	2.53	0.8	1.30	1.61	PINBALL	28-09-22	Roberto Ari de Castro Greidanus
3617	1115	3040	1026	971	1945	136	7.3	2.71	2.1	1.66	1.47	ESQUIRE	31-07-23	Adriano Renato Kiers
8464	689	2660	729	667	346	58	7.3	2.46	2.4	0.70	1.03	TETHERBALL	12-12-23	Antonio Jose Freire
3053	963	2727	950	884	1007	105	7.3	2.68	1.2	-0.54	0.18	FROST BITE	06-03-23	Douwe Jantinus Groenwold
1117	935	2854	919	828	908	111	7.3	2.75	0.7	0.98	1.03	PURSUIT	16-02-21	Hans Jan Groenwold
7516	985	2944	963	920	2089	125	7.3	2.61	1.1	1.35	1.38	ESQUIRE	18-05-23	Lucas Rabbers
7246	775	2534	733	700	381	53	7.3	2.47	1.5	-0.15	0.65	LIFT OFF	18-12-22	Lucas Rabbers
12217	1031	2840	947	864	639	107	7.3	2.69	0.7	0.95	1.69	HOLLYWOOD	16-07-23	Luiz Carlos Figueiredo
12118	987	2832	938	843	793	103	7.3	2.71	2.3	0.50	0.85	HOLLYWOOD	17-06-23	Luiz Carlos Figueiredo
12928	881	2882	968	818	-423	97	7.3	2.63	3.4	0.74	1.22	HOLLYWOOD	01-03-24	Luiz Carlos Figueiredo
13125	707	2694	697	658	1050	57	7.3	2.71	1.8	1.49	1.84	SAXON-RED	05-05-24	Luiz Carlos Figueiredo
15961	1269	3142	1272	1160	1531	187	7.3	2.73	-0.2	0.74	1.29	KAHN	01-12-23	Makoto Edison Sekita e Outros
14633	969	2970	1139	1031	820	132	7.3	2.72	2.8	-0.19	1.07	DOMINGUEZ	27-11-22	Makoto Edison Sekita e Outros
15143	1021	2897	1039	1010	1863	131	7.3	2.83	1.2	0.26	1.01	UPSIDE	23-03-23	Makoto Edison Sekita e Outros
16233	952	2857	943	863	1457	115	7.3	2.74	0.3	0.99	1.29	SOYSAUCE	27-01-24	Makoto Edison Sekita e Outros
15600	1106	2856	993	918	1202	114	7.3	2.68	1.3	0.21	0.71	MYTYME	17-08-23	Makoto Edison Sekita e Outros
15440	921	2761	925	911	1462	103	7.3	2.61	1.7	-0.25	0.68	MYTYME	27-06-23	Makoto Edison Sekita e Outros
12618	778	2825	899	804	1162	93	7.3	2.85	3.0	0.46	1.44	TAMPA	21-06-21	Makoto Edison Sekita e Outros

FÊMEAS LÍDERES EM GPTA VP - HOLANDÊS

ID FÊMEA	Eco\$	GTPI	NM\$	FM\$	LEITE	GPC	VP	CCS	DPR	TIPO	UDC	NOME PAI	NASC.	CRIADOR
12739	740	2768	869	850	1277	78	7.3	2.65	1.9	0.66	1.82	TAMPA	26-07-21	Makoto Edison Sekita e Outros
9576	1207	3016	1114	1000	1058	150	7.3	2.81	0.9	0.59	1.24	DUFFY	22-04-23	Marcos Epp
7694	836	2624	775	703	270	50	7.3	2.63	3.8	-0.12	0.69	OBSIDIAN	28-12-23	Mauricio Vicente de Castro Greidanus
3956	789	2841	778	757	1087	84	7.3	2.57	1.9	1.57	2.01	CLARO	28-12-23	Roberto Ari de Castro Greidanus
3372	966	2808	991	936	968	103	7.3	2.86	3.4	-0.34	0.46	DOMINGUEZ	10-12-22	Wouter Verburg
3753	1260	3049	1160	1108	1581	166	7.2	2.79	0.0	0.74	1.35	ALTAPOWERBUCK	07-01-24	Adriano Renato Kiers
3264		2791	967	859	505	111	7.2	2.68	1.1	0.21	1.30	HOLLYWOOD	14-01-24	Charles Hendrik Salomons
4039	1161	2933	1082	965	1358	157	7.2	2.73	-0.7	0.17	0.06	VENOM	29-01-24	Douwe Jantinus Groenwold
3174	1142	2978	1057	1018	1767	147	7.2	2.80	1.1	0.70	1.37	CAPTAIN	14-06-23	Douwe Jantinus Groenwold
3270	1072	2945	1066	1013	1487	124	7.2	2.71	2.3	0.41	1.37	FROST BITE	21-08-23	Douwe Jantinus Groenwold
2263	939	2737	859	793	1201	97	7.2	2.68	2.9	-0.54	0.16	UPSIDE	14-07-22	Douwe Jantinus Groenwold
6936	875	2631	839	810	1104	83	7.2	2.66	1.7	-0.14	0.48	IMPERIAL	05-12-22	Fazenda Vale do Jotuva
6917	712	2658	715	618	517	51	7.2	2.54	3.0	0.62	1.67	IMPERIAL	27-11-22	Fazenda Vale do Jotuva
2491	472	2569	687	653	468	53	7.2	2.66	4.0	-0.32	0.66	ALTAOLAF	17-07-23	Johann Friedrich Volker Karl Joeris Schicht
12128	1111	2737	970	889	861	119	7.2	2.68	-0.1	0.09	-0.16	BUXTON	20-06-23	Luiz Carlos Figueiredo
13061	855	2699	730	739	1424	70	7.2	2.73	1.7	1.43	1.28	SAXON-RED	14-04-24	Luiz Carlos Figueiredo
15937	1293	3057	1142	1071	1442	148	7.2	2.79	2.2	0.89	1.65	FROST BITE	26-11-23	Makoto Edison Sekita e Outros
16118	1180	3028	1153	1128	1724	147	7.2	2.73	1.1	0.81	1.60	CAPTAIN	04-01-24	Makoto Edison Sekita e Outros
15575	1187	2891	1059	1041	1820	131	7.2	2.80	1.4	0.02	0.78	MYTYME	09-08-23	Makoto Edison Sekita e Outros
13704	979	2873	978	998	1941	118	7.2	2.72	1.0	0.78	1.74	CAPTAIN	04-04-22	Makoto Edison Sekita e Outros
14417	1019	2814	921	865	1032	107	7.2	2.72	1.7	0.16	1.06	ALTAWHEELHOUSE	05-10-22	Makoto Edison Sekita e Outros
14885	917	2780	904	852	849	98	7.2	2.63	0.5	0.68	1.11	BUXTON	24-01-23	Makoto Edison Sekita e Outros
14622	1004	2794	871	759	258	95	7.2	2.59	2.6	0.42	0.99	DOMINGUEZ	25-11-22	Makoto Edison Sekita e Outros
12418	945	2753	866	804	521	80	7.2	2.73	3.3	0.13	0.74	ROUX	28-04-21	Makoto Edison Sekita e Outros
15109	857	2681	846	857	1288	79	7.2	2.66	1.0	0.41	0.87	MYTYME	12-03-23	Makoto Edison Sekita e Outros
10137	719	2720	816	739	401	79	7.2	2.63	2.0	0.35	1.82	MILLWRIGHT	18-02-24	Mauro Antonio Costa de Araujo
459	532	2679	683	615	718	58	7.2	2.55	2.7	0.80	1.24	ALTAPOWERBUCK	04-07-23	Valter Michelin
3752	1200	3006	1085	1040	1678	141	7.1	2.73	0.5	0.94	1.55	ALTAWOODSIDE	06-01-24	Adriano Renato Kiers
3301	1047	2810	972	954	1601	110	7.1	2.88	2.0	-0.31	0.99	UPSIDE	07-08-22	Adriano Renato Kiers
1208	801	2765	817	841	1847	105	7.1	2.66	-0.6	0.94	1.23	ALTAPOWERBUCK	06-08-23	Antonio Celso Americano
8060	847	2719	893	806	836	105	7.1	2.62	1.7	-0.71	0.64	SPOT LITE	23-01-23	Antonio Jose Freire
4987	837	2664	871	789	977	90	7.1	2.73	0.3	0.03	0.64	PURSUIT	04-12-22	Carlos Augusto Delezuk
3230	930	2743	806	720	879	108	7.1	2.62	0.2	1.21	0.70	ORACLE	08-02-24	Centro de Treinamento para Pecuarista
B2887	864	2575	774	650	240	87	7.1	2.73	1.4	-0.67	-0.02	DECATUR	05-08-23	Cooperativa Dalia Alimentos LTDA
4074	1367	3202	1311	1174	1170	199	7.1	2.81	0.6	0.70	1.27	THORSON	24-02-24	Douwe Jantinus Groenwold
2270	1103	2945	1048	980	1180	128	7.1	2.72	2.4	0.37	0.96	CAPTAIN	17-07-22	Douwe Jantinus Groenwold
3276	1044	2709	931	849	1056	114	7.1	2.56	0.0	-0.35	-0.02	BENEFIT	24-08-23	Douwe Jantinus Groenwold
3064	901	2753	865	739	165	106	7.1	2.57	0.9	0.15	0.88	DOMINGUEZ	16-03-23	Douwe Jantinus Groenwold
3106	1078	2853	876	795	1168	105	7.1	2.81	2.1	0.92	1.41	DUFFY	17-04-23	Douwe Jantinus Groenwold
2056	1081	2944	1045	992	1453	145	7.1	2.70	1.7	0.02	0.56	ALTAPOWERBUCK	17-06-23	Eudes Ancelmo de Assis Braga
616	470	2338	482	455	540	19	7.1	2.57	1.2	-0.13	0.79	FLEXTIME	20-12-21	Jacob Zijlstra
2476	551	2624	735	781	2008	73	7.1	2.67	2.5	0.03	0.76	ALTAOLAF	07-07-23	Johann Friedrich Volker Karl Joeris Schicht
7299	1107	2963	966	875	1109	120	7.1	2.88	2.7	1.22	1.20	TROOPER	17-01-23	Lucas Rabbers
13055	1368	3118	1255	1155	1735	185	7.1	2.78	-1.3	1.11	1.57	LEEDS	13-04-24	Luiz Carlos Figueiredo
12705	1247	2898	1092	949	724	139	7.1	2.79	0.5	0.31	0.92	HOLLYWOOD	31-12-23	Luiz Carlos Figueiredo
12254	1061	2944	1018	849	-42	130	7.1	2.57	1.5	1.03	1.24	HOLLYWOOD	27-07-23	Luiz Carlos Figueiredo
11882	911	2815	920	851	1431	105	7.1	2.75	2.0	0.75	0.49	WINSTON	30-03-23	Luiz Carlos Figueiredo
11997	798	2834	891	852	1939	102	7.1	2.63	2.0	0.80	1.04	ESQUIRE	08-05-23	Luiz Carlos Figueiredo
16553	1127	3104	1183	1160	2014	166	7.1	2.67	0.4	1.59	1.46	EASTON	31-03-24	Makoto Edison Sekita e Outros
15499	1198	2951	1074	948	907	150	7.1	2.69	0.3	0.78	0.77	BUXTON	14-07-23	Makoto Edison Sekita e Outros
15840	1091	2818	989	915	1587	145	7.1	2.66	-0.2	-0.19	-0.27	BUXTON	26-10-23	Makoto Edison Sekita e Outros
14498	1194	2990	1060	1009	1600	143	7.1	2.86	1.3	1.11	1.41	CAPTAIN	26-10-22	Makoto Edison Sekita e Outros
15489	1128	2975	1079	1052	1946	141	7.1	2.69	2.1	0.41	0.95	MYTYME	10-07-23	Makoto Edison Sekita e Outros
16476	1114	2786	943	862	1322	118	7.1	2.85	1.2	0.08	0.11	RUBYGOLD	11-03-24	Makoto Edison Sekita e Outros
16013	1011	2792	953	838	1030	115	7.1	2.64	0.5	0.19	1.19	KAHN	12-12-23	Makoto Edison Sekita e Outros
14919	920	2755	944	871	1374	110	7.1	2.74	-0.3	0.05	1.27	BUXTON	29-01-23	Makoto Edison Sekita e Outros
15176	740	2655	803	786	1119	71	7.1	2.81	1.1	0.65	1.09	PURSUIT	01-04-23	Makoto Edison Sekita e Outros
12037	800	2540	710	669	463	45	7.1	2.61	1.9	0.21	0.95	ROUX	10-01-21	Makoto Edison Sekita e Outros
7768	1083	2870	1070	1003	1395	147	7.1	2.70	-1.0	0.30	0.89	CAPTAIN	16-09-23	Marcos Corteletti
9294	1027	2871	963	824	901	134	7.1	2.74	0.7	0.53	0.76	DUFFY	10-02-23	Marcos Epp
4460	577	2417	556	470	338	35	7.1	2.63	1.7	-0.17	0.49	ALTAZINGLER	15-08-22	Mauro Antonio Costa de Araujo
10466	924	2791	866	736	683	91	7.1	2.68	1.9	0.83	1.65	BRAVE	17-01-23	Melkstad Agropecuaria LTDA
1346	965	2871	892	845	1641	101	7.1	2.65	1.6	1.16	1.85	MAIN STAGE	10-04-23	Nicolaas Arie Elgersma



FÊMEAS LÍDERES EM GPTA VP - JERSEY

ID FÊMEA	GJPI	NM\$	FM\$	LEITE	GPC	VP	CCS	DPR	TIPO	JUI	NOME PAI	NASC.	CRIADOR
2006	136	639	672	1292	42	7.5	3.04	0.8	1.90	22.3	COLONEL	30-09-23	Nico Biersteker
188	144	596	561	780	59	7.2	2.85	1.4	1.10	15.3	WESTPORT {6}	11-04-23	Fernando Luis Costa Rosa
498	111	359	337	313	12	6.7	2.84	2.4	0.10	12.7	REDROCK {4}	11-04-23	Haroldo Luiz Rodrigues Filho
2023	122	573	595	1260	52	6.7	2.98	0.3	1.50	16.4	COLONEL	27-10-23	Nico Biersteker
1632	91	472	510	1180	22	6.7	2.95	0.9	0.40	8.7	AMORE {6}	18-08-21	Nico Biersteker
1991	111	418	421	584	13	6.7	2.86	2.1	1.30	20.5	JX CARDIFF {4}	16-08-23	Nico Biersteker
2078	142	588	574	790	49	6.6	2.77	1.0	1.20	18.8	FORTUNATE	15-03-23	Francisco Bastos de Miranda
2020	147	722	716	1348	78	6.6	2.90	-0.9	1.70	17.2	COLONEL	18-10-23	Nico Biersteker
1805	129	577	504	80	48	6.6	2.85	1.4	1.10	10.4	TROOPER {4}	31-07-22	Nico Biersteker
1988	138	499	523	1023	40	6.6	2.92	2.0	1.20	18.5	JX CARDIFF {4}	14-08-23	Nico Biersteker
2068	123	475	432	618	36	6.5	2.90	1.2	1.30	18.6	JX CARDIFF {4}	30-01-24	Nico Biersteker
518	114	452	412	377	29	6.4	2.87	2.1	0.60	13.1	DAB {3}	12-10-22	Gilciane Neivert Ropeke
556	152	529	484	907	57	6.3	2.88	1.8	0.90	11.0	JFK {5}	01-11-23	Agnes Desiree Hermina Bosmuller
719	90	395	388	327	17	6.3	2.95	0.2	1.00	19.8	DAB {3}	12-07-22	Janus Katsman
087 DEBORA	102	459	474	665	28	6.3	2.89	1.2	0.70	15.6	JX CARDIFF {4}	02-09-23	Lucas Correa Fonseca
SELENITA	116	457	435	485	41	6.2	2.81	0.1	1.60	19.3	CRAZE	28-12-23	Jose Delmiro Solak
098 EMMA	140	603	611	1065	64	6.2	2.98	1.4	0.60	14.0	COLONEL	13-02-24	Lucas Correa Fonseca
2083	157	651	608	969	78	6.2	2.82	-0.3	1.50	20.9	COLONEL	12-03-24	Nico Biersteker
2063	130	599	560	1016	69	6.2	2.89	0.1	0.60	9.4	WELD	13-01-24	Nico Biersteker
1977	141	523	543	820	44	6.2	2.96	2.5	1.40	20.5	JX CARDIFF {4}	29-07-23	Nico Biersteker
1760	86	312	368	560	-1	6.1	2.74	2.6	-0.30	7.5	STARLORD	25-11-21	Francisco Bastos de Miranda
2004	145	644	581	637	77	6.1	2.90	-1.0	1.50	20.9	COLONEL	27-09-23	Nico Biersteker
1997	103	561	541	432	46	6.1	2.96	-0.2	1.90	17.2	COLONEL	06-09-23	Nico Biersteker
1968	122	491	458	744	44	6.1	2.94	1.3	1.80	19.6	JX CARDIFF {4}	12-07-23	Nico Biersteker
1814	126	439	422	711	37	6.1	2.86	1.3	0.80	16.9	JX CARDIFF {4}	20-08-22	Nico Biersteker
228	103	391	416	940	22	6.1	2.88	1.5	0.70	15.4	JX CARDIFF {4}	06-12-23	Wanderson Rodrigues Francisco
1981	138	595	621	1531	77	6.0	2.97	0.3	0.30	12.4	JX CARDIFF {4}	03-08-23	Nico Biersteker
2029	136	620	676	1795	67	6.0	3.01	0.7	1.30	17.2	COLONEL	16-11-23	Nico Biersteker
1986	141	545	572	1248	67	6.0	2.92	1.2	1.40	20.8	JX CARDIFF {4}	12-08-23	Nico Biersteker
1563	82	389	367	317	22	6.0	2.97	0.4	0.60	12.9	DAB {3}	20-05-21	Nico Biersteker
1776	107	438	440	513	21	6.0	2.85	2.1	0.70	17.5	JX CARDIFF {4}	05-05-22	Nico Biersteker
742	98	432	420	470	32	5.9	2.92	-0.9	0.80	19.4	DANBURY {5}	22-10-22	Janus Katsman
1978	155	655	620	1012	79	5.9	3.02	1.0	1.40	21.6	JX CARDIFF {4}	03-08-23	Nico Biersteker
1908	130	645	635	860	75	5.9	2.84	-0.1	1.00	10.4	JX CHIEF{6}	13-03-23	Nico Biersteker
1861	126	523	535	976	46	5.9	2.91	2.3	0.90	16.3	JX CARDIFF {4}	04-12-22	Nico Biersteker
1373	90	353	357	71	4	5.9	2.82	1.6	1.20	17.4	CRAZE	09-07-20	Nico Biersteker
506	90	295	245	144	10	5.8	2.87	1.8	0.40	15.3	DAB {3}	14-04-22	Gilciane Neivert Ropeke
2714	123	537	509	652	56	5.8	2.92	0.0	1.50	19.5	FORTUNATE	15-01-23	Jersey Vale
088 DINORA	108	381	374	758	21	5.8	2.84	1.6	1.00	19.3	JX CARDIFF {4}	05-09-23	Lucas Correa Fonseca
1819	150	585	529	829	74	5.8	2.85	0.4	1.40	12.8	TROOPER {4}	29-08-22	Nico Biersteker
1974	122	443	408	924	33	5.8	2.96	2.0	0.90	18.9	JX CARDIFF {4}	26-07-23	Nico Biersteker
1868	116	397	382	605	28	5.8	2.81	1.7	1.00	20.0	JX CARDIFF {4}	14-12-22	Nico Biersteker
1496	93	340	275	26	12	5.8	2.89	0.9	0.70	17.8	DAB {3}	05-02-21	Nico Biersteker
414	121	485	451	736	46	5.8	2.81	0.4	0.80	13.2	BILLYJOEL	19-08-23	Renato Subtil Macedo
2777	143	531	480	802	68	5.7	2.86	0.7	0.70	13.5	BILLYJOEL	02-04-23	Jersey Vale
TETEIA	68	312	351	463	1	5.7	2.80	0.1	1.20	16.3	CRAZE	13-08-21	Jose Delmiro Solak
2069	145	624	592	1249	93	5.7	2.80	-1.1	1.10	14.3	WELD	31-01-24	Nico Biersteker
1996	152	650	639	1329	83	5.7	2.99	-0.4	1.80	22.2	COLONEL	04-09-23	Nico Biersteker
2057	138	611	589	825	57	5.7	2.94	1.4	1.50	19.7	COLONEL	07-01-24	Nico Biersteker
1816	98	325	358	811	12	5.7	2.81	2.5	0.40	12.5	JX CARDIFF {4}	23-08-22	Nico Biersteker
78	79	327	354	539	-8	5.7	2.81	3.7	0.00	6.5	PILGRIM	18-06-20	Renato Mezzomo
3770	89	341	384	882	22	5.7	2.80	0.3	0.50	14.6	DYLAN {4}	13-08-22	Wanderson Rodrigues Francisco

# CCS

## Contagem de Células Somáticas

### Quanto custam os problemas de mastite no seu rebanho?

Animais com valores mais baixos para GPTA CCS possuem mais sanidade e resistência de glândula mamária. O leite oriundo de vacas com **menor CCS** possui **melhor qualidade e maior rendimento na indústria**.

No Brasil, CCS é um dos requisitos para pagamento por qualidade do leite.





# FÊMEAS LÍDERES EM GPTA CCS - HOLANDÊS

ID FÊMEA	Eco\$	GTPI	NM\$	FM\$	LEITE	GPC	VP	CCS	DPR	TIPO	UDC	NOME PAI	NASC.	CRIADOR
3093	900	2825	934	865	546	93	8.3	2.40	2.7	0.38	0.63	LARKIN	07-04-23	Douwe Jantinus Groenwold
9694	790	2749	805	763	1073	86	6.7	2.40	2.3	0.69	1.01	PINBALL	08-07-22	Melkstad Agropecuaria LTDA
7	614	2550	615	495	444	59	6.7	2.40	1.0	0.08	0.46	SECURITY	31-10-23	Ubel Borg
2776		2463	517	450	554	33	6.4	2.40	-0.5	1.03	1.36	SECURITY	16-09-22	Ubel Borg
1109	558	2582	557	512	201	70	4.8	2.44	0.2	1.58	1.74	PINBALL	13-08-22	Antonio Celso Americano
2266	602	2476	533	493	-527	26	6.0	2.44	2.0	0.53	1.24	TULSA	21-03-22	Wilko Verburg
8430	804	2770	831	664	-166	126	4.7	2.45	0.1	0.24	0.91	STRATA	10-11-23	Antonio Jose Freire
F3146	520	2385	453	415	-85	40	5.2	2.45	0.6	0.41	0.98	YIS	01-12-22	Cooperativa Dalia Alimentos LTDA
1933	419	2308	424	376	718	48	4.1	2.45	0.2	-0.46	-0.28	MOJO	29-07-23	Ferdinand Jan Van Santen
4431	568	2444	534	546	682	40	5.7	2.45	1.5	0.40	0.93	YIS	28-03-23	Jacco Erkel
8464	689	2660	729	667	346	58	7.3	2.46	2.4	0.70	1.03	TETHERBALL	12-12-23	Antonio Jose Freire
518	501	2538	669	643	941	94	3.7	2.46	-1.5	0.37	1.06	MIXER	28-06-22	Christian Kliewer
1156-2	571	2499	642	600	861	57	5.8	2.46	1.4	-0.38	0.02	SLAM DUNK	30-06-21	EMBRAPA
3738	574	2425	490	337	-371	42	6.0	2.46	1.8	-0.39	0.28	MASSEY	24-08-23	Wouter Verburg
46	654	2650	641	647	995	107	3.8	2.47	-0.9	1.15	1.34	PINBALL	03-06-23	Antonio Policarpo Dierka
D7871	719	2545	595	618	1649	64	6.0	2.47	0.6	0.45	0.85	PROFOUND	02-05-23	Cooperativa Dalia Alimentos LTDA
7246	775	2534	733	700	381	53	7.3	2.47	1.5	-0.15	0.65	LIFT OFF	18-12-22	Lucas Rabbers
12856	841	2730	895	721	-552	107	5.9	2.47	0.4	0.01	0.92	HOLLYWOOD	06-02-24	Luiz Carlos Figueiredo
10673	1034	2866	798	750	479	93	6.4	2.47	1.7	1.87	2.67	PINBALL	11-03-23	Melkstad Agropecuaria LTDA
300	122	2294	282	252	-163	13	4.0	2.47	1.1	0.73	1.23	HEMINGWAY	21-06-21	Nicolaas Arie Elgersma
4058	727	2656	629	595	712	81	4.2	2.47	1.2	1.26	1.39	PINBALL	18-07-23	Roelof Petter
8006	802	2646	729	647	6	68	6.9	2.48	0.9	0.85	1.40	SHINE	14-12-22	Antonio Jose Freire
3166	574	2686	674	628	824	66	6.2	2.48	1.3	1.28	1.54	ROOSEVELT	31-10-23	Centro de Treinamento para Pecuarista
3188	582	2679	778	737	724	89	5.8	2.48	1.2	0.46	0.66	ROOSEVELT	07-12-23	Centro de Treinamento para Pecuarista
754	767	2565	532	459	796	86	3.2	2.48	-0.1	1.10	1.19	MAJORDOMO	26-09-22	Dilson Alberto Correa
3133	759	2699	899	770	98	108	6.9	2.48	0.8	-0.53	-0.02	LARKIN	10-05-23	Douwe Jantinus Groenwold
3232	876	2621	752	654	289	82	6.5	2.48	-0.4	0.08	1.29	GONZALEZ	27-07-23	Douwe Jantinus Groenwold
1060	377	2243	306	221	-1155	14	3.9	2.48	0.6	-0.12	0.53	CELTIC	29-03-21	Douwe Jantinus Groenwold
2266	657	2687	622	520	357	91	3.2	2.48	0.6	1.36	1.55	SERTOLI	27-06-22	Hary Warkentin
10475	879	2803	893	840	939	133	5.1	2.48	-1.0	0.82	1.25	HOLDON	30-10-21	Luiz Carlos Figueiredo
87	462	2377	481	514	923	30	4.7	2.49	0.6	0.12	0.53	SLAM DUNK	04-10-21	Adelio Adelino Lammers
681354	380	2366	373	412	1291	39	4.4	2.49	2.0	0.16	0.52	MARLOW	26-11-19	Adolfo Pattis
3633	871	2863	935	810	959	144	6.3	2.49	-1.8	0.86	0.81	ALTAPOWERBUCK	16-08-23	Adriano Renato Kiers
8364	754	2618	674	631	507	87	5.7	2.49	-0.1	0.52	0.93	STRATA	24-08-23	Antonio Jose Freire
336	865	2648	664	631	717	70	6.1	2.49	0.5	1.07	1.37	PLAYBACK	21-08-22	Cooperativa Central Gaucha LTDA
3227	741	2671	814	721	255	91	6.4	2.49	0.6	-0.14	0.53	LARKIN	22-07-23	Douwe Jantinus Groenwold
261	604	2487	517	536	1282	46	5.9	2.49	0.5	0.91	0.97	ROOSEVELT	05-06-23	Eric Mazzarollo
421	754	2632	653	638	978	88	5.2	2.49	-1.2	1.18	1.64	GAMEDAY	05-11-22	Frederik de Jager
2522	818	2625	615	551	659	74	4.9	2.49	0.0	1.15	1.80	STEINBECK	19-02-23	Granja 4 Irmaos
2738	245	2288	383	382	175	11	5.4	2.49	1.0	0.33	0.38	BOLD	12-06-22	Jacob Leonardo Voorsluys
2587	508	2591	510	481	775	78	4.0	2.49	1.0	1.00	1.47	PINBALL	27-07-22	Jan Ubel Van Der Vinne
2703	606	2563	562	485	602	57	5.6	2.49	0.4	1.26	1.48	AUGUSTUS-P-RED	06-06-23	Joao Guilherme Rocha Loures Brenner
11929	561	2459	441	435	538	42	4.7	2.49	0.0	1.64	1.47	RYDER RED	13-04-23	Luiz Carlos Figueiredo
2008	481	2491	550	529	868	87	3.6	2.49	-1.2	0.32	0.59	PACEMAKER	15-07-23	Nilson Nicoli
2195	893	2691	924	860	796	114	5.8	2.49	0.1	-0.26	0.32	HOLDON	24-06-22	Raphael Cornelis Hoogerheide
3316	762	2726	655	581	286	67	6.5	2.49	2.8	1.32	1.92	PINBALL	30-01-23	Roberto Ari de Castro Greidanus
2856	346	2415	463	374	-116	41	4.6	2.49	0.3	0.64	1.05	BOLD	14-06-22	Roberto Ari de Castro Greidanus
1433	511	2226	330	248	325	9	4.4	2.50	0.6	-0.42	0.21	LOKI	25-07-22	Aldo Tedesco
8452	391	2486	502	435	201	58	5.3	2.50	0.0	0.68	1.23	TETHERBALL	03-12-23	Antonio Jose Freire
1124	679	2501	640	544	-8	45	7.0	2.50	2.9	-0.21	0.52	LEGACY	19-06-21	Douwe Jantinus Groenwold
2282	779	2483	572	529	607	73	4.0	2.50	0.0	0.14	0.34	HOLDON	30-07-22	Douwe Jantinus Groenwold
6823	666	2622	653	535	272	73	6.1	2.50	3.0	0.19	-0.02	MOJO	18-05-22	Heli Carlos da Silva
1094	374	2331	360	258	-509	10	5.6	2.50	2.1	0.46	0.83	AUGUSTUS-P-RED	24-02-23	Hendrik Walter Degger
751	57	2126	84	126	513	-5	1.8	2.50	1.1	0.41	0.94	RODEO	22-11-21	Hugo Jose Fittkau
1789	393	2375	402	274	-260	43	4.0	2.50	1.1	0.03	0.82	RUVEDA	31-05-21	Julio Celio Oliveira Vargas
7126	202	2083	92	41	-889	-28	4.0	2.50	1.5	0.48	1.02	TURBO-RED	19-11-21	Marcos Corteletti
10701	1122	2960	1007	909	1144	152	5.8	2.50	-1.5	1.48	2.01	GAMEDAY	04-04-24	Marcos Epp
12183	988	2796	948	902	1252	120	6.5	2.50	0.5	0.26	1.26	MAASTRICHT	26-03-24	Melkstad Agropecuaria LTDA



FÊMEAS LÍDERES EM GPTA CCS - HOLANDÊS

ID FÊMEA	Eco\$	GTPi	NM\$	FM\$	LEITE	GPC	VP	CCS	DPR	TIPO	UDC	NOME PAI	NASC.	CRIADOR
9231	565	2602	694	595	677	97	4.9	2.50	-1.4	0.33	1.36	MAJORDOMO	03-04-22	Melkstad Agropecuaria LTDA
9387	552	2497	593	527	470	92	3.8	2.50	-2.1	0.45	1.03	MAJORDOMO	07-05-22	Melkstad Agropecuaria LTDA
3589	744	2590	641	712	1726	86	4.8	2.50	-0.9	0.99	1.13	PINBALL	24-05-23	Roberto Ari de Castro Greidanus
2875	340	2166	218	182	-472	13	3.2	2.50	-1.9	0.83	0.84	BOLD	18-06-22	Roberto Ari de Castro Greidanus
598	817	2599	653	603	563	83	4.8	2.50	0.2	0.76	1.29	EXCEED	06-09-21	Rodrigo Motter Taffarel
23079	625	2561	618	532	668	56	6.2	2.50	3.3	-0.03	0.24	ALTAFAROUT	08-07-23	Thiago Dias Vilas Boas
2349	532	2339	401	354	376	33	4.3	2.50	-2.0	0.71	1.23	FRAZZLED	17-02-20	Ubel Borg
1239	660	2448	354	275	749	92	0.6	2.51	-3.1	1.68	1.13	ALTADATELINE	11-05-20	Adriaan Frederik Kok
8201	624	2604	643	582	613	44	7.5	2.51	3.2	0.27	1.21	MOONRAKER	18-05-23	Antonio Jose Freire
8112	755	2410	515	354	-1208	18	6.6	2.51	1.1	0.70	1.55	SHINE	18-03-23	Antonio Jose Freire
8388	963	2928	815	651	242	111	5.2	2.51	2.9	1.82	1.83	HAYK	09-09-23	Antonio Jose Freire
1268	1071	2914	974	842	836	144	5.2	2.51	0.4	0.92	1.31	CASHBACK	10-11-23	Carlos Rickli
22663	686	2748	715	603	244	102	5.0	2.51	0.4	1.10	2.18	OBSIDIAN	13-10-22	Hans Jan Groenwold
1692	597	2560	629	571	660	76	5.7	2.51	-0.9	0.36	1.49	SECURITY	29-05-22	Joao Cornelio Los
2556	792	2673	744	673	804	81	6.5	2.51	-0.2	1.07	1.28	BIDDER	19-11-22	Joao Guilherme Rocha Loures Brenner
2537	418	2376	455	364	-241	30	5.3	2.51	0.4	0.51	1.00	RONALD	01-10-22	Joao Guilherme Rocha Loures Brenner
2553	893	2563	678	615	160	76	5.2	2.51	-0.6	0.68	0.79	BIDDER	10-11-22	Joao Guilherme Rocha Loures Brenner
7905	796	2680	677	521	35	89	5.7	2.51	0.6	0.98	1.05	TRIPP	24-02-24	Lucas Rabbers
11472	641	2547	714	628	330	71	6.5	2.51	0.9	0.00	0.51	EXTREMO	04-11-22	Luiz Carlos Figueiredo
11588	539	2418	524	422	414	68	3.6	2.51	-1.7	0.35	0.85	EXTREMO	16-12-22	Luiz Carlos Figueiredo
1212	608	2586	482	432	589	65	4.4	2.51	-0.4	1.93	2.11	PINBALL	10-11-22	Nicolaas Arie Elgersma
5051	748	2698	635	573	563	57	6.7	2.51	1.1	1.85	2.05	SHIMMER*RC	15-05-23	Reinaldo de Boer
3173	497	2438	503	411	-416	32	4.4	2.51	1.7	0.61	1.04	PONCHO	12-05-22	Rivan Lucas Salomons
3178	958	2814	906	842	956	101	7.7	2.51	1.3	0.90	1.32	TONKA	15-11-22	Roberto Ari de Castro Greidanus
3197	621	2512	617	593	940	72	4.6	2.51	-0.3	0.63	1.12	TONKA	24-11-22	Roberto Ari de Castro Greidanus
875	1046	2900	879	759	957	141	5.3	2.51	1.0	1.20	0.95	HAYK	14-08-23	Rodrigo Motter Taffarel
942	563	2446	569	495	286	73	4.0	2.51	-1.6	0.37	0.42	BUNDLE	13-11-22	Theo Cornelius Marius Maria Janssen
2172	869	2711	788	707	701	100	5.4	2.51	-1.0	0.69	1.26	TULSA	24-12-21	Wilko Verburg
3740	663	2464	512	450	104	52	5.1	2.51	0.7	0.48	0.78	MASSEY	25-08-23	Wouter Verburg
418 GENMATE ARL HAZELENA	940	2771	701	662	1031	89	5.7	2.52	0.9	1.76	1.46	HAZE-RED-P	29-02-24	Alberto Reinaldo Los
3	535	2276	408	397	701	-2	5.7	2.52	1.0	-0.11	1.17	LOKI	28-06-22	Aldo Tedesco
2188	811	2641	683	600	752	109	4.0	2.52	-1.6	0.91	1.13	TOPAZ	12-03-24	Alex Raul Los
3329	592	2578	634	601	609	62	6.2	2.52	1.2	0.34	1.11	AUGUSTUS-P-RED	19-09-23	Bauke Dijkstra
3236	615	2624	544	440	-96	58	4.2	2.52	1.9	1.45	2.05	ROOSEVELT	15-06-23	Bauke Dijkstra
3065	339	2256	305	290	897	11	4.7	2.52	0.0	0.44	0.72	PROFOUND	17-05-22	Cleo Carboni
257	808	2690	656	505	-137	74	5.7	2.52	2.3	1.14	1.79	CHALLENGER	09-11-20	Douwe Jantinus Groenwold
1328	751	2724	789	757	1286	92	6.4	2.52	2.4	0.18	1.03	ALTAOLAF	11-01-23	Gilberto Georg Degger
38193	359	2282	316	257	89	28	3.3	2.52	1.4	0.13	0.15	ALTAFLASHBACK	22-06-22	Jader Luis Mattjie Wermeier
7497	867	2698	707	604	-28	70	5.5	2.52	2.4	0.96	1.62	HELIOGEN	05-05-23	Lucas Rabbers
12050	871	2873	869	732	398	115	6.3	2.52	0.6	1.49	1.44	ESQUIRE	26-05-23	Luiz Carlos Figueiredo
11565	821	2731	829	737	824	127	5.2	2.52	-2.0	0.72	1.01	GAMEDAY	09-12-22	Luiz Carlos Figueiredo
10302	829	2632	626	511	-181	88	5.2	2.52	0.0	1.27	1.06	PRINCE	22-08-21	Luiz Carlos Figueiredo
14116	752	2668	671	631	724	59	6.4	2.52	1.5	0.84	1.84	BULLSEYE	19-07-22	Makoto Edison Sekita e Outros
3066	755	2738	702	698	1145	74	6.4	2.52	1.1	1.88	2.08	ESQUIRE	17-07-23	Margareta Johanna Van N. Groenwold
1340	418	2383	464	383	267	39	4.5	2.52	0.9	0.29	0.23	SHERPA	11-06-23	Maria Bernadete Vriesmann
6995	666	2651	649	645	1084	79	6.5	2.52	0.9	0.85	1.21	PINBALL	25-11-22	Mauricio Vicente de Castro Greidanus
6779	649	2548	566	436	-86	81	4.4	2.52	-0.3	0.87	0.90	EXPECTANT	26-07-22	Mauricio Vicente de Castro Greidanus
9365	614	2622	552	472	335	74	5.0	2.52	1.0	1.26	1.77	EINSTEIN	03-05-22	Melkstad Agropecuaria LTDA
188	452	2176	179	94	-667	15	2.8	2.52	1.3	0.37	0.10	OUTLAST	17-07-20	Nicolaas Arie Elgersma
864	724	2359	489	488	268	46	4.2	2.52	-0.1	-0.14	0.61	FLEXTIME	29-04-22	Olimar Alves Cordeiro
1905		2468	590	526	619	51	5.7	2.52	1.3	-0.14	0.47	SECURITY	29-07-22	Pablo Bruno Borg
3059	525	2407	471	430	182	36	5.4	2.52	0.6	0.68	0.75	BOLD	22-09-22	Roberto Ari de Castro Greidanus
20386	664	2366	457	502	795	48	4.8	2.52	-1.5	0.21	0.89	FRAZZLED	10-07-20	Thiago Dias Vilas Boas
9	457	2327	424	338	-437	24	5.7	2.52	1.5	-0.33	0.28	MATRIARCH	02-11-23	Ubel Borg
411	494	2362	410	472	1121	25	4.7	2.52	-0.3	0.83	1.32	ALTAEXHIBIT	15-09-22	Valter Michelin
924	880	2536	657	623	569	68	5.8	2.52	0.5	-0.01	1.00	GONZALEZ	16-11-23	VITALINO WACHERSKI
3831	443	2484	679	556	-71	51	6.4	2.52	3.2	-0.71	-0.23	MAASTRICHT	13-11-23	Wouter Verburg

# FÊMEAS LÍDERES EM GPTA CCS - JERSEY

ID FÊMEA	GJPI	NM\$	FM\$	LEITE	GPC	VP	CCS	DPR	TIPO	JUI	NOME PAI	NASC.	CRIADOR
28	83	225	259	450	-6	4.5	2.68	2.8	0.30	13.6	TAGGERES {4}	01-10-22	Nilton Lubenow
249	93	349	273	127	42	3.9	2.70	-0.5	0.60	14.5	JX SINATRA{4}	17-06-22	Renato Subtil Macedo
ELLILUNA	67	257	235	347	31	2.8	2.71	-1.4	1.60	21.4	CHROME	26-02-22	Jose Delmiro Solak
2171	52	175	185	169	-5	3.7	2.72	-0.1	0.20	15.3	CAGE	28-09-19	Granja Modelo
759	71	182	172	-38	10	3.0	2.73	1.0	0.60	15.9	HARLEM	05-06-23	Ailton Duarte
2289	107	439	469	878	47	5.5	2.73	-0.6	1.30	14.7	KAMAKAZI	06-12-23	Francisco Bastos de Miranda
2244	92	308	257	199	36	3.8	2.73	0.2	0.90	16.0	KAMAKAZI	21-10-23	Francisco Bastos de Miranda
2640	92	296	299	422	14	4.5	2.73	0.8	1.20	19.3	DEVOUR	24-09-22	Jersey Vale
189 JOANINHA	44	32	96	580	-20	3.9	2.73	-0.2	0.00	13.0	JUMBO	30-05-19	Marta Bolson Camelo
268	112	398	347	197	47	4.6	2.73	0.7	1.10	15.1	JX COLGATE {6}	26-07-22	Renato Subtil Macedo
260	112	332	312	1050	62	3.3	2.73	-1.8	1.40	21.0	JX SINATRA{4}	19-06-22	Renato Subtil Macedo
193	98	424	310	-21	58	4.2	2.74	-1.2	0.40	9.5	WESTPORT {6}	14-04-23	Fernando Luis Costa Rosa
1760	86	312	368	560	-1	6.1	2.74	2.6	-0.30	7.5	STARLORD	25-11-21	Francisco Bastos de Miranda
505	36	132	160	197	-18	3.0	2.74	0.7	0.30	9.2	GRANITE {5}	10-10-18	Janus Katsman
CENOURA	3	14	-25	-718	-14	1.2	2.75	-1.2	1.20	15.6	BALIN	07-05-19	Jose Delmiro Solak
390	41	160	119	-42	-5	3.6	2.75	1.2	-0.10	5.8	MAVERICK-P	22-03-18	Marlene Kaiut
686	52	126	109	-295	9	1.8	2.75	1.3	0.60	11.5	DEVINCI	09-06-22	Marlene Kaiut
621373	4	-24	-4	-805	-58	2.7	2.75	4.6	-1.60	-4.7		10-10-15	Roman Preilipper
21178	25	56	92	480	17	0.8	2.75	-0.4	-0.70	0.3	DEVINCI	15-09-21	Valdir Zaro
2301	110	397	403	997	63	4.0	2.76	-0.5	0.50	10.9	KAMAKAZI	18-12-23	Francisco Bastos de Miranda
2166	126	425	360	590	73	3.5	2.76	-0.3	1.30	17.8	KAMAKAZI	18-07-23	Francisco Bastos de Miranda
1745	13	110	168	467	0	2.2	2.76	-0.8	0.50	11.3	CHROME	05-11-21	Francisco Bastos de Miranda
564	128	472	406	485	60	5.3	2.76	-0.9	1.00	21.3	TAGGERES {4}	16-02-24	Haroldo Luiz Rodrigues Filho
291	21	-39	-76	-676	-26	1.9	2.76	2.2	-0.60	4.9	CHEKELO	22-12-16	Joao Vicente Rodrigues Borges
8587	-13	-105	-107	-723	-43	2.0	2.76	-0.1	0.00	11.4	GENOMINATOR	13-10-17	Marcos Corteletti
473	40	88	89	-66	6	1.3	2.76	-0.2	-0.40	11.5	CAGE	04-09-19	Marlene Kaiut
1823	141	492	470	931	65	5.6	2.76	0.5	0.80	12.4	TROOPER {4}	09-09-22	Nico Biersteker
30	88	297	287	554	36	2.6	2.76	0.6	0.80	15.5	TAGGERES {4}	26-11-22	Nilton Lubenow
381	92	305	247	707	37	3.7	2.76	-0.3	0.60	13.1	BILLYJOEL	24-05-23	Renato Subtil Macedo
2078	142	588	574	790	49	6.6	2.77	1.0	1.20	18.8	FORTUNATE	15-03-23	Francisco Bastos de Miranda
487	66	247	267	235	10	4.5	2.77	0.4	-0.30	9.8	REDROCK {4}	03-03-23	Haroldo Luiz Rodrigues Filho
1823	19	53	96	296	-27	2.2	2.77	2.2	0.00	8.5	GRANITE {5}	20-09-19	Loriene Gomes Anacleto
389	23	140	153	179	-24	4.1	2.77	0.3	0.20	10.4	MAVERICK-P	19-03-18	Marlene Kaiut
20910	68	175	131	536	46	0.8	2.77	-1.8	0.50	14.4	SAXXON-P	25-12-19	Matheus Dalmás
1889	130	440	424	737	36	5.5	2.77	1.9	1.00	19.4	JX CARDIFF {4}	08-02-23	Nico Biersteker
420	124	451	411	904	60	4.2	2.78	1.5	0.40	12.9	JAMMER	14-10-23	Associacao do Instituto Cristao
HAKIM LEMONHEAD GRANADA	39	47	9	49	2	1.5	2.78	-0.5	1.00	15.9	LEMONHEAD	05-05-20	Carmem P Dias da Costa
LAIS 58	109	417	356	345	41	4.8	2.78	0.9	0.80	12.9	TAGGERES {4}	02-01-23	Centro de Treinamento para Pecuarista
PANDA 29	161	570	478	459	90	3.8	2.78	1.4	0.90	14.5	JAMMER	15-03-24	Centro de Treinamento para Pecuarista
8	115	393	383	745	47	3.9	2.78	0.4	1.30	13.5	TROOPER {4}	20-08-21	David Hul
29	67	301	226	687	77	0.6	2.78	-3.5	-0.10	7.9	HARRIS	16-03-22	Fabrica de Laticinio Benolle LTDA ME
2110	59	245	237	256	18	2.9	2.78	0.2	0.90	15.9	CHROME	30-04-23	Francisco Bastos de Miranda
336	21	-115	-101	-451	-47	1.8	2.78	3.1	0.30	13.3	VALSON	23-12-20	Joao Vicente Rodrigues Borges
825	45	100	104	-427	-25	3.6	2.78	2.1	0.30	14.5	MARVEL	27-10-18	Mario Silvio Guimaraes Silva
222	105	406	343	434	57	3.6	2.78	-0.1	0.80	13.4	WESTPORT {6}	20-02-22	Milena Roberta Vriesman
14	38	210	250	272	5	3.2	2.78	-0.3	-0.30	4.6	CARCETTI {3}	28-10-19	Nilton Lubenow

# DPR

## Taxa de Prenhez das Filhas

**Vacas saudáveis emprenham com maior facilidade** e reduzem os custos com medicamentos. Para uma eficiente concepção pós-parto, a vaca deve estar saudável, sem sinais de metrite, febre do leite, retenção de placenta ou outras doenças metabólicas.

Alta DPR tem alta correlação com a **saúde do seu rebanho**





# FÊMEAS LÍDERES EM GPTA DPR - HOLANDÊS

ID FÊMEA	Eco\$	GTPi	NM\$	FM\$	LEITE	GPC	VP	CCS	DPR	TIPO	UDC	NOME PAI	NASC.	CRIADOR
1602	561	2647	674	645	871	49	6.2	2.80	5.9	0.07	0.96	TAMPA	22-07-20	Julio Celio Oliveira Vargas
680	367	2315	316	259	-543	4	5.2	2.58	5.3	-0.41	-0.01	ALTIVO	19-09-19	Douglas Alencar Goin
233	560	2570	625	508	-64	36	6.3	2.68	5.3	0.09	0.64	DUBAI	16-09-20	Douwe Jantinus Groenwold
12	520	2190	424	339	-853	1	5.2	2.78	5.1	-1.86	-0.88	MANZIEL	28-07-20	Marildo Francisco de Sousa
1132	280	2309	272	212	-579	7	2.8	2.94	5.1	0.59	0.75	FIERO	10-02-22	Nelson Marinelli
1240	210	2107	179	206	440	-27	4.9	2.79	5.0	-0.61	0.04	JOKER	07-11-22	Nelson Marinelli
1165	337	2238	247	211	-51	-12	4.3	2.84	5.0	-0.02	0.35	FIERO	17-04-22	Nelson Marinelli
3071	654	2595	702	678	377	57	6.5	2.65	4.9	-0.36	1.00	PINBALL	31-05-23	Guilherme Garcia Ferreira
6972	537	2565	606	512	-171	46	5.1	2.71	4.8	0.35	0.93	IMPERIAL	27-12-22	Fazenda Vale do Jotuva
1370	405	2360	476	401	38	27	6.4	2.68	4.7	-0.53	-0.49	ALABI	29-05-23	Alexandre Leonardo De Geus
165	-117	1753	-150	-239	-1628	-57	3.2	2.81	4.7	-2.03	-1.67	AVENGER	16-08-18	Claudecir Barbieri
175	156	1866	-34	-1	-975	-50	3.4	3.03	4.7	-1.30	-0.43	AVENGER	03-09-18	Claudecir Barbieri
1013	774	2606	666	590	266	65	5.3	2.69	4.7	-0.11	0.16	DUBAI	20-01-21	Douwe Jantinus Groenwold
7133	333	2034	50	12	-900	-21	2.5	2.96	4.7	-0.54	-0.46	ALTAREMAND	19-11-17	Douwe Jantinus Groenwold
694		2413	450	444	742	22	5.7	2.78	4.7	0.04	0.49	ALABI	23-05-21	Luiz Teodoro Noviski
644	198	2185	142	96	-574	4	3.2	2.75	4.6	-0.29	-0.48	ALTIVO	24-04-19	Douglas Alencar Goin
8897	262	2316	543	531	619	30	5.0	2.99	4.5	-1.52	-0.72	WORLD CLASS	13-09-22	Albertus Frederik Wolters
1293	361	2474	315	190	-125	37	4.1	2.84	4.5	0.93	0.91	TAOS	17-04-23	Dalton Scanagatta
AS180	349	2161	301	287	-220	-4	5.1	2.66	4.5	-1.08	-1.39	ALTIVO	22-08-19	Ermivano Camargo de Moraes
4927	282	2142	215	173	-341	6	2.5	2.88	4.5	-1.01	-0.37	BONJOUR	29-03-20	Fazenda Vale do Jotuva
3139	535	2348	538	438	-391	27	4.7	2.75	4.5	-1.24	-0.26	IMPERIAL	18-02-23	Giovani Araujo Godinho
2666	412	2209	331	284	4	-4	4.8	2.84	4.5	-0.61	0.33	MAVERICK	05-03-21	Giovani Araujo Godinho
11588	589	2540	668	590	49	34	6.2	2.83	4.5	-0.48	0.94	DUBAI	09-09-20	Makoto Edison Sekita e Outros
576	93	2105	161	77	-615	-18	3.2	2.92	4.4	-0.65	0.29	TOPONYM	04-12-21	Bora Agropecuaria LTDA
831	324	2403	461	368	424	22	5.4	2.61	4.3	-0.30	-0.12	ALTASABRE	09-01-22	Agropecuaria Marivo LTDA
6987	785	2636	686	596	464	63	5.7	2.69	4.3	0.26	0.98	IMPERIAL	06-01-23	Fazenda Vale do Jotuva
3236	351	2122	244	322	398	-15	4.4	2.83	4.3	-0.75	-0.34	ALTAOSCAR	21-05-22	Gina Cerchi Crema
880	630	1998	94	45	-584	-25	4.2	2.73	4.3	-1.53	-0.41	AVENGER	06-07-18	Lucas Dal Forno
1505		2491	795	794	1246	67	8.0	2.77	4.3	-2.27	-0.99	ALTAOLAF	02-05-22	Lucio Vieira Caixeta
3005	-66	1807	-64	-62	-309	-52	1.7	2.96	4.3	-1.27	-1.08	PADEN	01-03-20	Matteus Paiva Resende Moreira
8885	362	2415	473	336	-270	25	5.5	2.68	4.2	-0.34	0.51	WORLD CLASS	10-09-22	Albertus Frederik Wolters
195	70	1972	27	82	-307	-38	3.4	2.85	4.2	-0.82	-0.07	AVENGER	05-03-20	Anderson Luiz Prediger
8174	454	2512	444	342	-826	20	5.7	2.55	4.2	1.12	1.58	MAGNITUDE	01-05-23	Antonio Jose Freire
438	390	2397	449	350	-185	22	4.7	2.75	4.2	0.12	0.45	DUBAI	29-07-22	Ariel Rickli
11	403	2353	444	415	166	-2	6.6	2.81	4.2	0.55	1.35	MAVERICK	14-01-20	Douwe Jantinus Groenwold
331	196	2014	109	150	144	-42	3.7	2.92	4.2	-0.67	0.14	PADEN	14-07-20	Eder Paulo Resende
AS217	375	2282	419	402	473	11	4.5	2.89	4.2	-0.66	-0.28	BEEGEES	10-03-20	Ermivano Camargo de Moraes
4577	594	2502	668	570	131	58	5.5	2.87	4.2	-0.83	-0.21	HIGH NOON	07-08-19	Fazenda Vale do Jotuva
254	561	2527	697	649	364	45	6.1	2.70	4.2	-0.51	0.53	IMPERIAL	12-02-22	Gabriele Maria Putton
21051	333	2416	435	307	-622	24	4.7	2.76	4.2	-0.07	0.92	ALBERTO	10-05-21	Guilherme Garcia Ferreira
2226	412	2336	343	277	-124	14	4.5	2.79	4.2	0.05	0.37	DUBAI	29-04-23	Gustaaf Timmermans Filho
92	325	2103	220	217	-109	0	4.1	2.79	4.2	-1.25	-1.00	AVENGER	22-08-19	Helio Brackmann
3266	285	2094	167	137	-370	-23	3.0	2.80	4.2	-0.57	0.41	PONCHO	22-12-22	Rivan Lucas Salomons
789	-301	1502	-302	-368	-1818	-87	1.1	2.90	4.2	-2.68	-1.99		20-08-22	Robert Geraldo Leonardi
3577	776	2727	763	764	1407	53	7.7	2.70	4.1	0.99	1.61	HUSKY	30-06-23	Adriano Renato Kiers
194	53	2037	82	4	-1323	-29	3.4	2.83	4.1	-0.63	-0.27	AVENGER	07-02-20	Anderson Luiz Prediger
145	105	2168	151	202	-256	-25	4.4	2.81	4.1	0.10	0.96	NIKLAUS	02-09-20	Clair Volpato
192	286	2067	176	222	64	0	2.9	2.84	4.1	-1.30	-1.20	AVENGER	20-05-19	Claudecir Barbieri
191	226	2186	293	266	41	15	3.2	2.98	4.1	-0.93	-0.74	ALABI	14-05-19	Claudecir Barbieri
389	96	2269	329	293	437	14	4.7	2.89	4.1	-0.34	0.12	REDROCK 4	11-08-21	Eder Paulo Resende
90	-164	1626	-6	-63	-1105	-48	1.4	3.12	4.1	-3.32	-2.27	GOVERNOR	28-12-22	Eliane Terezinha Marconato
3009	484	2132	314	218	-768	2	3.8	2.77	4.1	-1.22	-0.85	IMPERIAL	28-07-22	Giovani Araujo Godinho
1990	571	2573	519	401	-175	49	4.9	2.71	4.1	0.62	1.39	SHERPA	01-03-21	Granja 4 Irmaos
1742	319	2248	276	227	65	-22	6.1	2.79	4.1	0.41	0.89	MAVERICK	21-05-20	Granja 4 Irmaos
739	517	2466	482	461	293	26	5.0	2.83	4.1	0.28	1.13	DUQUE	09-10-23	Lucas Frederico Ahlert
16212	754	2774	719	682	763	76	5.2	2.86	4.1	1.25	2.11	DOMINGUEZ	22-01-24	Makoto Edison Sekita e Outros

FÊMEAS LÍDERES EM GPTA DPR - **HOLANDÊS**

ID FÊMEA	Eco\$	GTPI	NM\$	FM\$	LEITE	GPC	VP	CCS	DPR	TIPO	UDC	NOME PAI	NASC.	CRIADOR
2149	493	2547	576	514	442	46	6.2	2.77	4.1	0.48	0.96	TONKA	09-09-22	Mario da Silveira Teixeira Junior
70	127	2002	172	176	-22	-25	3.6	2.92	4.1	-1.30	-0.40	ALABI	20-04-22	Nelsi de Matto
1042	388	2164	294	253	248	13	4.0	2.97	4.1	-1.27	-0.77	ALTANOTION	05-04-23	Sebastiao Jairo de Carvalho
372	510	2510	668	521	-490	41	7.0	2.60	4.1	-0.69	0.23	ALTAURGE	17-09-21	Valter Michelon
9798	493	2530	573	577	610	47	5.4	2.66	4.0	0.32	0.77	MARBLE-RED	03-07-23	Albertus Frederik Wolters
8786	198	2346	392	354	316	29	4.0	2.92	4.0	-0.34	0.80	WORLD CLASS	05-08-22	Albertus Frederik Wolters
54	-58	1854	-71	-183	-785	-45	2.6	2.78	4.0	-1.23	-1.00	PADAWAN	11-01-22	Carlos Jose Benfatti Galbier
621	659	2646	658	542	-234	70	5.0	2.74	4.0	0.32	0.99	HIGH DEMAND	15-06-23	Christian Kliewer
1432	547	2542	558	476	-13	34	5.9	2.70	4.0	0.41	1.72	REDROCK	28-06-22	David Nolte
1246	174	2142	277	309	-61	-18	4.6	2.82	4.0	-0.17	0.10	ALABI	19-03-21	David Nolte
1129	188	2110	97	67	-205	-22	3.0	2.83	4.0	0.48	0.24	SKETCH	06-04-20	David Nolte
1232	247	2314	267	222	-116	13	3.7	2.84	4.0	0.73	1.14	SKETCH	10-02-21	David Nolte
8025		2252	315	275	-221	3	3.7	3.00	4.0	0.32	0.79	ALTASHOCK	25-02-18	Douwe Jantinus Groenwold
6466	699	2500	595	561	139	52	5.2	2.79	4.0	-0.56	0.27	HEIR	02-06-22	Fazenda Vale do Jotuva
4419	282	2251	359	303	-53	-6	5.0	2.80	4.0	-0.45	0.86	BAYLOR	12-05-19	Fazenda Vale do Jotuva
4636	257	2308	359	304	-66	13	4.3	2.89	4.0	0.14	-0.13	HIGH NOON	12-09-19	Fazenda Vale do Jotuva
40	47	2157	114	63	-594	-1	2.9	3.13	4.0	0.69	0.40	LOTTOMAX	12-01-20	Germano Jose Kafer
2018	553	2560	486	413	182	47	4.5	2.69	4.0	0.70	1.19	TOPONYM	10-04-21	Granja 4 Irmaos
1930	555	2415	425	383	429	30	4.6	2.86	4.0	0.36	0.35	BEEGEES	27-11-20	Granja 4 Irmaos
1701	372	2223	381	332	-414	12	3.7	2.85	4.0	-0.97	-0.11	BELLO	11-04-23	Ismar de Oliveira Simoes
3137	308	2133	202	201	122	-24	4.3	2.87	4.0	-0.47	0.09	ALTAOSCAR	24-12-19	Jacco Erkel
2491	472	2569	687	653	468	53	7.2	2.66	4.0	-0.32	0.66	ALTAOLAF	17-07-23	Johann Friedrich Volker Karl Joeris Schicht
1818	792	2680	807	755	603	83	6.6	2.69	4.0	0.17	0.74	ALTAOLAF	21-07-21	Julio Celio Oliveira Vargas
892		2023	18	-2	-736	-22	1.9	2.80	4.0	-0.67	-0.21	AVENGER	04-09-18	Lucas Dal Forno
1424	321	2249	223	287	601	0	3.3	2.95	4.0	0.33	0.83	ALTAOSCAR	20-05-22	Lucas Dal Forno
11405	662	2638	649	624	633	66	4.9	2.79	4.0	0.54	1.02	DUBAI	21-07-20	Makoto Edison Sekita e Outros
215	248	2050	191	153	-11	-22	3.7	2.90	4.0	-0.84	-0.27	ALABI	17-12-21	Marcos Antonio Brustolin
5502	460	2456	556	494	73	23	6.8	2.65	4.0	-0.20	0.60	IMPERIAL	22-08-22	Mario da Silveira Teixeira Junior
6642	374	2364	293	202	-386	-4	5.3	2.56	4.0	0.68	1.27	TOPONYM	23-04-22	Mauricio Vicente de Castro Greidanus
7240	815	2861	807	690	888	97	6.8	2.63	4.0	0.99	0.93	TAOS	23-04-23	Mauricio Vicente de Castro Greidanus
4205	906	2857	781	731	1098	85	6.3	2.75	4.0	1.52	1.66	TAMPA	01-02-22	Mauro Antonio Costa de Araujo
792	545	2390	532	478	344	34	5.1	2.72	4.0	-0.96	0.06	ORDEAL	28-08-22	VITALINO WACHERSKI
1181	614	2420	514	418	13	44	5.6	2.72	4.0	-0.76	0.06	ALTANOTION	28-10-23	Walter Baylao Junior
177	-10	2025	142	161	-390	-36	4.3	2.67	3.9	-0.99	0.17	BONJOUR	26-10-20	Adelir Castelli
222	-20	1832	-121	-113	-831	-58	2.3	2.78	3.9	-0.62	-0.20	BONJOUR	15-03-22	Ademir Albrecht
573248	246	1875	6	-46	-541	-11	0.2	2.87	3.9	-1.77	-1.69	KINGBOY	01-04-16	Adolfo Pattis
571	609	2411	607	521	-32	43	6.0	2.64	3.9	-1.03	-0.09	ALTAWARRANT	14-05-22	Andreza Balerini
8209	493	2388	386	372	83	0	5.2	2.64	3.9	0.60	1.55	MAGNITUDE3	22-05-23	Antonio Jose Freire
84	263	2081	243	127	-1091	2	3.0	2.83	3.9	-1.29	-0.56	PISTOLERO	18-04-22	Carlos Jose Benfatti Galbier
667	264	2087	219	214	-362	-3	3.7	2.82	3.9	-1.38	-0.98	ALTIVO	06-07-19	Douglas Alencar Goin
761	217	2091	103	93	-235	-12	2.6	2.99	3.9	-0.32	0.23	DAZE	26-10-20	Douglas Alencar Goin
189	453	2249	298	191	-1277	4	3.5	2.78	3.9	0.18	0.93	MAGNITUDE	24-11-22	Emanuel Cantoni
AS226	464	2341	502	458	41	32	4.7	2.78	3.9	-0.69	0.13	BEEGEES	19-04-20	Ermivano Camargo de Moraes
281	394	2418	470	315	-904	50	3.8	2.69	3.9	-0.38	-0.18	SHELBY	19-09-21	Ermivano Camargo de Moraes
6929	650	2492	559	506	188	36	5.7	2.58	3.9	0.02	0.56	IMPERIAL	02-12-22	Fazenda Vale do Jotuva
6285	312	2236	315	287	-142	11	2.9	2.90	3.9	-0.72	0.16	BELLO	20-03-22	Fazenda Vale do Jotuva
2232	115	1867	108	154	-204	-33	2.5	3.01	3.9	-1.89	-1.22	TROY	23-03-19	Giovani Araujo Godinho
2602	586	2696	658	569	712	81	5.5	2.65	3.9	0.46	0.44	HAYK	05-06-23	Granja 4 Irmaos
3136	220	1970	14	83	261	-34	2.7	2.98	3.9	-0.62	-0.01	ALTAOSCAR	24-12-19	Jacco Erkel
2440	47	1912	32	-105	-1381	-24	2.1	2.73	3.9	-1.59	-1.27	BONJOUR	09-02-20	Jacob Leonardo Voorsluys
1380	418	2431	495	498	658	15	6.0	2.70	3.9	0.22	0.84	SURE-ROZ	28-02-22	Lucas Dal Forno
259	455	2309	338	347	83	-1	5.4	2.79	3.9	0.44	1.09	IMPERIAL	03-04-23	Lucio Cunha Drinko
1190	387	2381	332	267	-350	11	4.2	2.78	3.9	0.87	1.00	TOPONYM	02-09-21	Maria Bernadete Vriesmann
358	306	2213	232	254	2	-24	3.8	2.80	3.9	0.49	1.27	PONCHO	15-12-20	Marinus Teunis Hagen Filho

FÊMEAS LÍDERES EM GPTA DPR - JERSEY

ID FÊMEA	GJPI	NM\$	FM\$	LEITE	GPC	VP	CCS	DPR	TIPO	JUI	NOME PAI	NASC.	CRIADOR
307909	-64	-381	-285	-641	-123	1.2	2.83	5.3	-1.30	1.8		31-08-19	Roman Preilipper
448	-1	-65	-11	-349	-56	2.0	3.01	4.9	-0.50	9.8	SANTANA	03-04-19	Ailton Duarte
35	144	420	416	797	38	4.9	2.89	4.8	0.10	10.2	SULLY	25-11-22	Luis Fernando Rodrigues da Silva
621373	4	-24	-4	-805	-58	2.7	2.75	4.6	-1.60	-4.7		10-10-15	Roman Preilipper
1008	-48	-305	-283	-1022	-72	-0.3	3.07	4.4	-1.10	4.3		15-03-21	Joao Luiz do Couto Neto
409664	-59	-277	-250	-992	-80	0.8	2.94	4.4	-2.20	-12.9		10-03-22	Thuisi Aparecida Vanderlinde
1283	57	109	92	-177	-7	2.4	2.96	4.2	-0.10	10.6	DOX {3}	28-02-20	Nico Biersteker
660	-72	-379	-317	-683	-95	-0.3	2.82	4.0	-1.90	-2.5		02-02-20	Ailton Duarte
399	-16	-159	-197	-1181	-35	-1.3	2.90	4.0	-1.00	1.7	JEVON	02-12-09	Jose Fernando Quadros de Leon
365565	-62	-324	-272	-536	-63	-1.3	2.88	4.0	-1.90	-14.0		31-07-18	Roman Preilipper
114 NATASHA CHR VICEROY	42	68	130	607	-13	2.8	3.00	3.9	-0.10	9.0	VICEROY	20-10-20	Dalvaro Jose Jales Paixao
323	-51	-447	-371	-478	-83	-1.3	2.95	3.9	0.10	12.0	VALSON	28-09-18	Joao Vicente Rodrigues Borges
13424	63	195	195	-39	4	2.5	3.02	3.8	-0.70	4.7	DILLAN-P	07-02-21	Henrique Plantholt
220	40	56	111	156	-31	4.4	2.87	3.8	-0.40	7.4	DIE-HARD	11-02-21	Luis Carlos Ghion
243	26	-31	55	-6	-46	3.0	2.95	3.8	0.40	15.7	ALTALEMOR {3}	01-06-20	Marcio Knies
447	-119	-566	-488	-847	-107	-2.3	3.03	3.7	-1.90	-6.4		05-05-19	Ailton Duarte
AJ CEDRO VALENTIN JACKIE FIV	-80	-535	-518	-1011	-99	-0.8	3.00	3.7	-1.10	3.8		13-11-13	Awilson Araujo Siqueira Viana
182	-58	-250	-237	-732	-49	-1.0	2.99	3.7	-2.20	-7.9		07-09-20	Luiz Paulo Barbosa Ferreira
GEMA IGUANA	-95	-438	-412	-1303	-116	0.7	3.09	3.7	-0.60	2.2	MINISTER	10-01-13	Marcos Souza de Freitas
78	79	327	354	539	-8	5.7	2.81	3.7	0.00	6.5	PILGRIM	18-06-20	Renato Mezzomo
COLEGA	-79	-338	-347	-1406	-79	-0.4	3.02	3.6	-2.20	-8.3		08-06-20	Ailton Duarte
345223	-31	-192	-211	-502	-28	-0.8	3.00	3.6	-2.10	-13.4		31-10-20	Ivan Carlos Sens
BAILARINA	64	121	148	59	-23	4.2	2.86	3.6	0.60	13.6	DIE-HARD	30-05-21	Jose Delmiro Solak
308	70	204	259	520	-5	3.6	2.89	3.6	0.30	12.1	SULLY	01-08-22	Milena Roberta Vriesman
656	-115	-481	-494	-1613	-80	-3.1	3.07	3.5	-2.20	-14.0		01-03-19	Ailton Duarte
NEOTINETIA 271 GLAURA FA	11	-112	-126	-524	-43	2.2	3.11	3.5	0.40	15.7	PILGRIM	10-12-20	Fernando Roberto de Oliveira
71	-116	-467	-444	-960	-78	-3.4	3.10	3.5	-2.40	-12.9		10-10-20	Ingobert Krieser
1361	37	-20	-36	-308	-41	3.5	2.96	3.5	0.30	15.8	SWEET {4}	15-06-20	Nico Biersteker
744550	-68	-377	-334	-980	-90	0.2	2.93	3.5	-1.60	-0.6		02-11-11	Roman Preilipper
022 MARIANA	59	228	277	604	7	3.6	2.90	3.4	-0.50	5.9	PILGRIM	21-07-18	Francisco Maciano Bezerra
709	3	-86	-51	62	-28	0.9	2.95	3.3	-0.70	-0.3	CHILI	14-06-21	Ailton Duarte
440	4	-78	-40	-64	-20	0.7	3.00	3.3	-0.30	2.6	JR	22-03-19	Ailton Duarte
578	17	19	-84	-933	-6	-0.1	2.98	3.3	-1.90	1.0		04-12-16	Edenilso Jorge Roider
028 - NAIARA CRESCENT	-41	-250	-179	-289	-75	-0.1	2.84	3.3	-0.70	7.5	GRANITE {5}	07-03-20	Francisco Maciano Bezerra
595	24	13	45	162	-35	2.0	2.86	3.3	0.20	14.6	EASTON	12-08-18	Jersey Vale
601	26	-74	-69	-452	-29	2.1	2.94	3.3	-0.40	10.2	PILGRIM	24-08-18	Jersey Vale
656	59	96	21	-513	15	0.8	3.04	3.3	-0.20	11.6	DUKE {3}	04-03-21	Jose Fernando Quadros de Leon
909010	-56	-320	-235	-31	-51	-2.5	3.01	3.3	-1.90	-7.6		09-10-19	Roman Preilipper
ATENA LADSON DA AJ	-39	-335	-331	-1003	-68	-0.3	2.97	3.2	-0.10	8.8	LADSON	06-08-22	Andre Macedo
516	-19	-160	-148	-1146	-72	2.0	3.00	3.2	1.10	18.3	DAB {3}	06-10-22	Gilciane Neivert Ropeke
599	-36	-289	-277	-762	-56	-0.5	3.04	3.2	-0.10	1.9	RESSURECTION	07-01-20	Jose Fernando Quadros de Leon
637	-32	-182	-67	-41	-59	1.6	3.11	3.2	-0.70	3.5	CHRONICLE	06-11-20	Jose Fernando Quadros de Leon
649	-67	-395	-426	-1253	-60	-2.1	2.99	3.1	-1.70	-5.1		01-02-20	Ailton Duarte
612267	-5	-112	-101	-408	-50	1.6	3.08	3.1	-0.10	11.8	RANSOM	25-05-20	Ivan Carlos Sens
336	21	-115	-101	-451	-47	1.8	2.78	3.1	0.30	13.3	VALSON	23-12-20	Joao Vicente Rodrigues Borges
581	-55	-375	-370	-1038	-70	-1.2	3.03	3.1	-0.40	5.4	HIRED GUN	27-06-19	Jose Fernando Quadros de Leon
464	60	165	156	-122	0	3.1	2.95	3.1	-0.60	6.0	SOLEIL	23-06-19	Marlene Kaiut
593	13	74	50	-1127	-54	4.4	2.95	3.1	0.40	11.3	DAZZLER	15-12-16	Nico Biersteker



# TIPO

Para os produtores de leite com  
foco na seleção por **conformação**



FÊMEAS LÍDERES EM GPTA TIPO - **HOLANDÊS**

ID FÊMEA	Eco\$	GTPI	NM\$	FM\$	LEITE	GPC	VP	CCS	DPR	TIPO	UDC	NOME PAI	NASC.	CRIADOR
1535	653	2445	218	190	980	74	1.0	3.10	-3.4	3.79	1.97	DOC	26-03-22	Adriaan Frederik Kok
55		2677	486	398	978	112	1.7	2.99	-3.9	3.79	2.48	HANANS	13-11-23	Adriaan Frederik Kok
23741	343	2189	-70	-47	458	22	0.0	2.86	-3.3	3.79	2.38	FITTERS CHOICE	09-11-23	Hans Jan Groenwold
1926	676	2687	417	353	636	100	0.8	2.88	-1.6	3.77	2.61	DROPBOX	02-03-24	Adriaan Frederik Kok
1577	731	2754	501	452	1013	87	3.3	2.72	-1.3	3.75	3.19	DROPBOX	12-03-24	Nicolaas Arie Elgersma
56	612	2633	414	320	568	93	2.4	2.85	-3.2	3.72	2.32	HANANS	11-03-24	Adriaan Frederik Kok
1567	677	2541	283	285	1277	82	0.9	3.03	-2.8	3.69	2.68	HAXL	02-06-22	Adriaan Frederik Kok
27	621	2389	214	233	1344	62	1.2	3.09	-3.6	3.69	2.29	DOC	01-04-22	Adriaan Frederik Kok
1781	396	2271	-6	-56	152	40	-0.9	3.10	-3.5	3.68	2.86	HATCHET	12-06-23	Adriaan Frederik Kok
24075	353	2058	-243	-199	675	24	-3.1	3.04	-4.1	3.68	2.40	FITTERS CHOICE	20-02-24	Hans Jan Groenwold
1630	556	2528	316	301	999	74	1.2	2.97	-3.5	3.66	2.65	HAXL	17-09-22	Adriaan Frederik Kok
5265	769	2808	570	381	-198	102	2.9	2.78	-2.1	3.64	3.28	HANANS	06-12-23	Reinaldo de Boer
1629	523	2481	194	118	550	63	1.2	2.90	-2.7	3.63	2.69	HAXL	16-09-22	Adriaan Frederik Kok
2169	203	2111	-107	-61	780	24	-0.9	2.90	-3.9	3.63	2.08	Admiral	06-05-22	Raphael Cornelis Hoogerheide
1666	426	2354	133	167	902	48	0.9	3.01	-3.2	3.62	2.65	HAXL	30-12-22	Adriaan Frederik Kok
23093	209	2104	-188	-226	-289	-2	-1.5	2.92	-2.4	3.62	2.69	TATOO	07-02-23	Hans Jan Groenwold
5158	642	2549	356	297	209	81	1.5	3.03	-1.2	3.61	2.27	DYNASTY	18-08-23	Reinaldo de Boer
3048	311	2239	23	-10	151	38	-1.0	3.07	-3.7	3.59	2.55	SIEMERS HAPPEN	01-07-23	Margareta Johanna Van N. Groenwold
1628	569	2537	323	300	1154	67	2.2	3.07	-2.1	3.57	2.68	HAXL	15-09-22	Adriaan Frederik Kok
22237	660	2649	406	314	554	106	0.5	2.93	-2.1	3.57	2.02	HANANS	03-04-22	Hans Jan Groenwold
1898	1239	2927	735	676	1483	135	3.6	2.84	-2.0	3.55	2.79	PAZZLE	06-01-24	Adriaan Frederik Kok
MASHA 292	478	2480	223	167	47	35	2.6	2.65	-1.0	3.54	2.81	HANANS	22-03-22	Elias Andre Spada
4188	472	2339	86	122	931	46	0.0	2.99	-2.7	3.53	2.80	HANCOCK	20-01-22	Mauro Antonio Costa de Araujo
1599	431	2522	250	264	823	52	2.3	2.89	-0.9	3.52	2.49	DOC	04-08-22	Adriaan Frederik Kok
2796	608	2377	173	126	640	73	-1.2	2.95	-4.3	3.49	2.09	HANANS	14-07-22	Margareta Johanna Van N. Groenwold
7566	704	2692	496	457	966	96	1.4	2.81	-3.2	3.48	3.16	HANCOCK	09-06-23	Lucas Rabbers
5020	722	2634	409	395	1074	70	2.5	2.96	0.1	3.48	2.97	DELTA-LAMBDA	10-09-23	Mauro Antonio Costa de Araujo
1613	544	2311	122	70	128	65	-0.4	3.00	-4.6	3.47	2.27	SIEMERS HAPPEN	01-09-22	Adriaan Frederik Kok
1587	569	2460	275	279	1285	86	0.6	3.18	-4.1	3.45	2.37	DOC	17-07-22	Adriaan Frederik Kok
21306	579	2377	145	131	454	53	0.2	2.91	-2.2	3.45	2.90	DELTA-LAMBDA	06-05-21	Hans Jan Groenwold
418	664	2678	470	412	1215	107	1.9	2.88	-3.4	3.45	2.30	DREAMBIG	12-09-23	Leendert Johan Kok
5402	777	2780	543	446	429	109	3.1	2.78	-1.1	3.45	2.49	DYNASTY	31-03-24	Reinaldo de Boer
1547	486	2365	123	40	120	56	0.3	2.94	-2.9	3.44	2.13	HANANS	18-04-22	Adriaan Frederik Kok
1616	370	2186	-4	-32	426	35	-0.3	3.02	-4.9	3.44	2.32	SIEMERS HAPPEN	01-09-22	Adriaan Frederik Kok
3318	528	2490	261	134	176	78	0.4	2.93	-3.3	3.44	2.35	HANANS	27-08-22	Adriano Renato Kiers
3292		2424	182	190	708	56	0.0	3.07	-2.3	3.44	2.84	CADILLAC	06-03-24	Charles Hendrik Salomons
1782	524	2422	163	96	-4	48	0.5	2.97	-1.6	3.42	2.68	HATCHET	13-06-23	Adriaan Frederik Kok
48	219	2181	-48	-42	562	25	-0.1	2.93	-4.6	3.42	2.34	HAXL	23-12-23	Adriaan Frederik Kok
4126	452	2403	160	113	420	70	-0.1	3.04	-2.9	3.42	2.00	DOC	14-11-21	Mauro Antonio Costa de Araujo
1627	503	2369	123	109	929	56	0.8	3.01	-3.4	3.41	2.62	HAXL	12-09-22	Adriaan Frederik Kok
1900	1101	2889	717	673	1660	137	3.6	2.95	-2.2	3.39	2.41	PAZZLE	06-01-24	Adriaan Frederik Kok
1159	223	2034	-223	-206	145	-13	-1.4	3.04	-2.0	3.39	2.26	CRUSHABULL	06-03-21	Hans Jan Groenwold
1768	816	2805	617	598	1522	114	3.5	2.88	-2.0	3.38	2.69	ESQUIRE	06-06-23	Adriaan Frederik Kok
1568	722	2548	320	235	447	76	1.2	2.92	-2.1	3.38	2.85	HAXL	02-06-22	Adriaan Frederik Kok
23	185	1992	-294	-271	-98	12	-2.2	2.97	-4.9	3.38	2.42	MASTER	09-03-22	Adriaan Frederik Kok
336	424	2416	222	190	671	53	1.4	3.01	-2.1	3.38	2.36	DOC	06-09-17	Alex Ricardo Berwig
1615	763	2681	505	498	1089	98	3.0	2.98	-1.6	3.37	2.60	DOC	01-09-21	Adriaan Frederik Kok
1807	1056	2913	695	580	954	169	1.7	2.97	-1.8	3.37	1.92	DYNASTY	11-07-23	Adriaan Frederik Kok

FÊMEAS LÍDERES EM GPTA TIPO - **HOLANDÊS**

ID FÊMEA	Eco\$	GTPI	NM\$	FM\$	LEITE	GPC	VP	CCS	DPR	TIPO	UDC	NOME PAI	NASC.	CRIADOR
23298	347	2154	-98	-75	15	13	-0.7	2.78	-2.3	3.37	2.37	CRUSHABULL	30-04-23	Hans Jan Groenwold
22567	294	2355	102	97	1126	43	-0.4	3.01	-2.3	3.35	2.61	ALLEYOOP	31-08-22	Hans Jan Groenwold
1737	821	2815	641	568	1360	112	3.2	2.95	-1.5	3.34	2.46	PARKER	01-05-23	Adriaan Frederik Kok
1544	274	2264	67	32	304	23	1.1	2.91	-2.9	3.32	2.38	HANANS	16-04-22	Adriaan Frederik Kok
23199	670	2624	464	425	902	91	3.0	2.94	-1.9	3.32	2.02	DOC	18-03-23	Hans Jan Groenwold
10184	315	2230	45	75	610	12	0.6	3.00	-2.8	3.32	3.08	CRUSHABULL	09-03-24	Mauro Antonio Costa de Araujo
5366	417	2288	93	63	341	26	1.3	2.90	-2.7	3.32	2.42	EYE CANDY	02-03-24	Reinaldo de Boer
2800		2279	84	49	424	52	-1.4	3.10	-3.1	3.31	2.11	SIEMERS HAPPEN	08-04-22	Charles Hendrik Salomons
265	710	2570	386	357	1462	81	1.7	2.87	-2.6	3.31	2.76	DELTA-LAMBDA	17-03-21	Nicolaas Arie Elgersma
21772	170	1988	-276	-250	165	-26	-0.4	2.93	-0.7	3.30	1.43	UPGRADE	01-12-21	Hans Jan Groenwold
22357	113	1890	-394	-391	-134	-11	-3.4	2.96	-3.4	3.30	2.30	MASTER	26-05-22	Hans Jan Groenwold
794	672	2507	262	211	736	71	1.2	2.98	-1.4	3.30	2.46	DOC	19-01-21	Hiroshi Uehara
5175	534	2488	275	188	-146	62	1.2	2.97	-0.4	3.30	2.39	DYNASTY	05-09-23	Reinaldo de Boer
1575	708	2439	224	195	447	63	1.5	2.76	-2.4	3.29	1.98	ADMIRAL	22-06-22	Adriaan Frederik Kok
10014	859	2841	691	637	1477	114	3.8	2.72	-1.3	3.29	2.55	ESQUIRE	18-11-23	Mauro Antonio Costa de Araujo
1537	586	2375	181	145	668	76	-0.4	3.19	-3.3	3.28	1.74	DOC	07-04-22	Adriaan Frederik Kok
24	72	1872	-364	-348	23	-11	-2.1	2.96	-5.6	3.28	2.39	MASTER	13-03-22	Adriaan Frederik Kok
1929	789	2745	547	496	941	113	2.9	2.96	-0.6	3.27	2.21	DYNASTY	07-03-24	Adriaan Frederik Kok
1814	392	2384	147	126	387	39	2.1	2.82	-1.8	3.27	2.30	HAXL	27-07-23	Adriaan Frederik Kok
1897	1098	2816	661	619	1209	110	4.4	2.81	-1.1	3.26	2.34	PAZZLE	05-01-24	Adriaan Frederik Kok
5316	599	2635	424	324	225	89	2.0	2.82	-1.7	3.26	2.28	HANANS	27-01-24	Reinaldo de Boer
50	642	2500	335	298	1085	89	1.2	3.07	-4.0	3.25	2.06	HAXL	11-01-24	Adriaan Frederik Kok
ZOE 295	124	1872	-309	-251	366	-2	-1.9	3.07	-4.6	3.25	1.75	ADMIRAL	10-05-22	Elias Andre Spada
23189	452	2316	160	81	-67	28	1.7	2.71	-2.9	3.25	2.62	DALLAS	12-03-23	Hans Jan Groenwold
1426	929	2765	568	497	934	111	3.2	2.95	-1.2	3.24	2.77	DOC	02-07-21	Adriaan Frederik Kok
23796	591	2517	298	190	-719	49	2.1	2.91	0.2	3.24	2.91	DYNASTY	01-12-23	Hans Jan Groenwold
1893	809	2658	516	456	1034	91	2.5	3.01	-1.5	3.23	2.40	DELTA-LAMBDA	03-01-24	Adriaan Frederik Kok
1678	816	2649	453	447	1635	117	0.0	3.10	-3.4	3.23	2.30	HATCHET	25-01-23	Adriaan Frederik Kok
2593		1975	-294	-327	-532	-9	-1.8	3.12	-2.6	3.23	2.51	MOOVIN*RC	02-06-21	Charles Hendrik Salomons
22774	901	2594	424	472	1872	75	2.8	2.88	-1.8	3.23	2.33	DELTA-LAMBDA	16-12-22	Hans Jan Groenwold
22197	136	1916	-307	-220	389	-16	-1.8	2.99	-3.1	3.23	1.94	CRUSHABULL	20-03-22	Hans Jan Groenwold
46	401	2284	65	84	589	41	0.0	2.92	-4.3	3.22	2.47	ROMPEN-RED	02-12-23	Adriaan Frederik Kok
24118	670	2508	293	221	444	72	0.9	2.92	-1.6	3.22	2.70	DROPBOX	15-03-24	Hans Jan Groenwold
1525	965	2651	503	522	1471	96	2.1	3.00	-2.2	3.22	2.56	PARTY	21-01-24	Nicolaas Arie Elgersma
372	637	2487	332	337	1062	69	2.2	2.90	-2.4	3.21	2.07	DOC	13-12-23	Elias Andre Spada
1601	345	2240	23	60	547	19	1.1	3.06	-1.6	3.20	2.11	DOC	02-08-22	Adriaan Frederik Kok
2735	746	2572	371	311	910	66	2.1	2.96	-1.5	3.20	2.95	ROZTAC	05-12-23	Robert Salomons
1304	115	2030	-265	-250	-239	-19	-0.8	2.92	-1.5	3.19	2.11	UNDENIED	22-10-20	Adriaan Frederik Kok
RANCHO ALVORADA 1999	803	2724	523	469	1221	123	0.5	3.11	-2.4	3.19	2.69	HATCHET	02-05-24	Roseli Aparecida Bacarelli Justino
1664	453	2454	287	334	1076	41	3.7	2.84	-1.6	3.18	2.40	HAXL	28-12-22	Adriaan Frederik Kok
380 LAY IV MASERATI	668	2669	511	481	909	60	4.9	2.89	0.7	3.18	2.69	DELTA-LAMBDA	25-07-22	Alex Ricardo Berwig
23747	555	2604	368	339	261	82	2.2	2.70	-0.8	3.18	2.57	DYNASTY	12-11-23	Hans Jan Groenwold
23202	587	2404	222	131	588	59	1.9	2.83	-3.1	3.18	2.55	DELTA-LAMBDA	18-03-23	Hans Jan Groenwold
28	584	2422	243	187	669	91	0.0	3.14	-4.0	3.17	1.64	DOC	04-04-22	Adriaan Frederik Kok
22334	453	2236	56	85	772	37	-0.8	3.16	-3.0	3.17	2.35	DOC HARDY	17-05-22	Hans Jan Groenwold
5396	466	2269	81	57	482	41	0.6	3.20	-3.7	3.17	2.84	HIGHLIFE-P-RED	26-03-24	Reinaldo de Boer



FÊMEAS LÍDERES EM GPTA TIPO - JERSEY

ID FÊMEA	GJPI	NM\$	FM\$	LEITE	GPC	VP	CCS	DPR	TIPO	JUI	NOME PAI	NASC.	CRIADOR
375	123	604	602	1937	124	2.8	2.95	-4.1	2.50	17.6	JX CHIEF{6}	15-02-24	Janice Bugs Tessmer
Q'FORBESI 345 DE GLAURA FA	65	308	271	-155	2	5.6	2.95	0.2	2.40	19.6	TUCKER {6}	26-05-23	Fernando Roberto de Oliveira
PHOLIDOTA 306 DE GLAURA FA	109	491	471	797	91	2.7	3.10	-2.0	2.40	25.6	JX ENDURANCE{4}	13-04-22	Fernando Roberto de Oliveira
677 ESQUECIDA CRAZE (CRZ 573)	83	473	531	1390	73	4.1	3.12	-2.9	2.40	22.0	JX CHIEF{6}	25-05-23	Gerda Ebert Enns
ELLIRARA	112	509	499	1261	96	2.7	2.87	-3.6	2.40	24.3	JX CHIEF{6}	14-11-23	Jose Delmiro Solak
374	132	573	582	1436	101	3.6	2.97	-2.9	2.30	24.5	JX CHIEF{6}	15-02-24	Janice Bugs Tessmer
1828	65	262	333	741	10	4.4	2.98	-0.3	2.30	20.4	FORTUNATE	13-09-22	Nico Biersteker
1670	79	333	375	727	40	4.1	3.03	-0.6	2.30	22.0	JX ENDURANCE{4}	07-10-21	Nico Biersteker
1949	97	439	431	1197	79	3.0	3.05	-2.6	2.30	20.2	JX CHIEF{6}	19-06-23	Nico Biersteker
181	29	92	63	502	43	-0.6	3.13	-3.2	2.20	23.2	GARNETT {3}	26-12-22	Fernando Luis Costa Rosa
2033	19	19	-13	-440	-21	1.7	3.20	2.0	2.20	21.6	CHOCOCHIP	21-11-23	Nico Biersteker
1441	44	137	165	551	21	0.7	3.23	0.5	2.20	22.7	MAMBA	05-11-20	Nico Biersteker
1870	108	573	590	1479	102	2.8	3.06	-3.0	2.20	19.7	JX CHIEF{6}	29-12-22	Nico Biersteker
1883	106	584	543	1244	98	3.0	2.86	-3.8	2.20	16.2	JX CHIEF{6}	22-01-23	Nico Biersteker
PRATA TROOPER 313 DE GLAURA FA	138	541	467	788	98	3.4	2.93	-1.7	2.10	17.0	TROOPER {4}	29-05-22	Fernando Roberto de Oliveira
PITIA	25	49	35	100	14	1.2	3.14	-1.4	2.10	21.0	JX MOE {4}	05-07-23	Jose Delmiro Solak
GENEROSA	126	609	624	984	86	5.1	2.96	-1.9	2.10	19.0	JX CHIEF{6}	17-09-23	Jose Delmiro Solak
ELLILEITE	113	573	570	1375	88	3.9	2.87	-3.7	2.10	18.4	JX CHIEF{6}	29-10-23	Jose Delmiro Solak
2418	124	430	424	1438	86	3.1	2.97	-1.8	2.10	23.5	JX SINATRA{4}	10-01-22	Lucas Correa Fonseca
804	80	355	314	382	48	2.8	2.98	-2.0	2.10	22.1	GO ON	02-09-23	Marlene Kaiut
1954	111	465	408	1102	102	2.5	2.98	-3.4	2.10	20.0	JX CHIEF{6}	24-06-23	Nico Biersteker
1955	101	431	406	1286	108	1.1	2.87	-4.2	2.10	18.3	JX CHIEF{6}	24-06-23	Nico Biersteker
315	73	318	346	1295	84	1.0	3.02	-3.7	2.10	19.9	JX CHIEF{6}	26-11-22	Renato Subtil Macedo
422	76	260	256	312	31	3.5	2.96	0.2	2.00	22.3	ALPHA {4}	31-10-23	Associacao do Instituto Cristao
LEBOA TUCKER IBOA	65	295	285	450	23	3.5	3.04	-0.6	2.00	23.6	TUCKER {6}	30-07-23	Carmem P Dias da Costa
MICHELADA CHIEF JIN	115	539	570	1786	93	3.2	3.01	-2.6	2.00	21.3	JX CHIEF{6}	23-04-24	Carmem P Dias da Costa
194	95	323	222	-191	55	2.4	2.88	-0.3	2.00	20.5	CHROME	17-04-23	Fernando Luis Costa Rosa
211	10	-64	-18	162	-18	1.3	2.88	-1.0	2.00	23.5	CHROME	27-03-24	Fernando Luis Costa Rosa
2087	73	279	257	0	28	2.7	2.92	0.4	2.00	24.0	CHROME	29-03-23	Francisco Bastos de Miranda
2119	80	359	348	587	50	2.5	2.99	-1.6	2.00	22.4	FORTUNATE	13-05-23	Francisco Bastos de Miranda
46	117	426	416	870	69	4.2	2.98	-1.3	2.00	22.5	JX CHIEF{6}	27-12-23	Gilvan Samuel Mazon
801	127	523	469	855	93	3.0	2.96	-1.9	2.00	22.8	JX CHIEF{6}	09-02-24	Janus Katsman
799	102	512	460	1101	112	1.5	2.97	-4.5	2.00	18.6	JX CHIEF{6}	29-01-24	Janus Katsman
MADELEINE	8	22	59	-101	-23	2.1	2.98	0.3	2.00	22.3	DOC	26-12-22	Jose Delmiro Solak
GLAUCIA	48	294	200	-114	48	1.9	3.03	-2.5	2.00	17.6	SPARTY	16-04-22	Jose Delmiro Solak
CALENDULA	77	336	345	896	64	2.5	3.00	-2.8	2.00	22.4	JX CHIEF{6}	30-03-23	Jose Delmiro Solak
THIANA	113	526	572	1619	101	3.0	3.03	-3.5	2.00	22.3	JX CHIEF{6}	20-04-23	Jose Delmiro Solak
330	21	46	121	794	8	0.9	3.18	-0.9	2.00	23.0	WEBCAM	12-12-23	Marcio Kniess
1614	73	252	229	169	39	1.7	3.15	1.5	2.00	19.7	JX ENDURANCE{4}	29-07-21	Nico Biersteker
2026	152	614	597	890	78	5.6	2.93	-0.3	2.00	23.1	COLONEL	06-11-23	Nico Biersteker
1961	127	455	398	659	81	3.4	2.87	-0.7	2.00	21.1	ZON	02-07-23	Nico Biersteker
1881	102	523	525	1581	92	2.8	2.98	-3.0	2.00	15.7	JX CHIEF{6}	17-01-23	Nico Biersteker
42	-92	-296	-347	-1930	-109	3.1	3.00	-0.9	2.00	15.0	V I P	26-03-24	Reinaldo de Boer
238	51	205	229	500	11	3.4	3.03	-0.5	2.00	23.1	DOC	16-11-22	Reinaldo Henrique Borger
420	103	534	514	680	69	4.6	3.05	-1.7	2.00	24.6	DROPTINE	20-09-23	Renato Subtil Macedo
311	135	650	604	1199	113	4.5	2.90	-3.4	2.00	18.6	JX CHIEF{6}	17-11-22	Renato Subtil Macedo
1993	42	107	58	-93	26	0.7	3.03	-0.4	1.90	21.0	DETECTIVE	18-01-22	Claret Rodrigues Da Cunha
LORY	104	499	502	1249	93	2.9	3.02	-3.0	1.90	22.8	JX CHIEF{6}	06-03-24	Dalvan Floriano Ribeiro
214	111	372	311	389	73	3.1	2.90	-1.4	1.90	22.4	JX MONARCH{5}	29-02-24	Fernando Luis Costa Rosa
PUNCTATA 326 DE GLAURA FA	24	74	98	276	-2	1.8	2.96	-0.7	1.90	21.2	CANDYMAN	24-12-22	Fernando Roberto de Oliveira
1858	67	246	215	237	21	3.4	2.90	-0.8	1.90	20.3	CHROME	06-05-22	Francisco Bastos de Miranda
2272	28	22	38	367	14	0.7	2.92	-1.1	1.90	20.5	CHROME	22-11-23	Francisco Bastos de Miranda
219	44	254	242	-55	31	2.5	3.00	-1.6	1.90	20.4	CRAZE	05-09-20	Janice Bugs Tessmer
352	-73	-321	-336	-1021	-40	-1.0	3.23	-1.9	1.90	21.6	TEQUILA	26-09-23	Janice Bugs Tessmer
ELLIBELA	58	165	150	163	22	1.8	2.98	0.2	1.90	23.3	DOC	27-07-23	Jose Delmiro Solak
ESTILISTA	77	360	334	448	25	3.8	3.01	-1.0	1.90	23.1	COLONEL	21-03-23	Jose Delmiro Solak
MISSCRIS	74	293	279	815	59	2.1	2.94	-2.5	1.90	19.7	JX CHIEF{6}	08-06-23	Jose Delmiro Solak
PIRITA	57	265	297	1019	74	0.4	3.04	-3.1	1.90	17.3	JX CHIEF{6}	12-12-23	Jose Delmiro Solak
SEDOSA	69	393	445	1425	68	2.3	2.91	-3.6	1.90	17.8	JX CHIEF{6}	24-04-23	Jose Delmiro Solak
SALANGANA	109	546	570	1619	103	3.5	2.93	-4.2	1.90	17.3	JX CHIEF{6}	10-01-24	Jose Delmiro Solak
J109	57	241	250	266	-10	5.4	3.00	-0.1	1.90	24.5	BELLMAN	24-09-21	Luis Fernando Rodrigues da Silva
233	36	136	114	269	10	2.2	3.02	-2.0	1.90	23.1	TEXAS	15-02-21	Marcio Kniess
1639	93	370	290	-292	34	3.8	2.95	1.2	1.90	20.3	JX ENDURANCE{4}	25-08-21	Nico Biersteker
2006	136	639	672	1292	42	7.5	3.04	0.8	1.90	22.3	COLONEL	30-09-23	Nico Biersteker
1957	130	495	404	420	94	2.4	3.13	0.3	1.90	20.3	ALTASASSO {4}	26-06-23	Nico Biersteker
1997	103	561	541	432	46	6.1	2.96	-0.2	1.90	17.2	COLONEL	06-09-23	Nico Biersteker
1573	29	59	20	124	11	1.1	2.98	-1.2	1.90	21.2	DOX {3}	06-06-21	Nico Biersteker
1521	101	431	370	281	68	3.3	2.95	-1.3	1.90	23.1	JX ENDURANCE{4}	14-03-21	Nico Biersteker
1880	141	567	565	1486	122	2.4	3.00	-2.0	1.90	19.3	JX CHIEF{6}	17-01-23	Nico Biersteker
1888	111	506	531	1426	89	3.6	2.92	-2.6	1.90	15.3	JX CHIEF{6}	04-02-23	Nico Biersteker
1948	95	495	482	1253	94	2.9	2.94	-3.8	1.90	13.9	JX CHIEF{6}	18-06-23	Nico Biersteker
877	94	308	214	579	65	2.3	3.08	-1.6	1.90	21.5	KUSAFIRI	21-04-23	Sandra Mara Zargiski Iank



# UDC/JUI

## Composto de Úbere

O composto de úbere é formado levando em consideração inserção, ligamentos e tetos das fêmeas.

Cada uma das características é ponderada de acordo com estudos feitos pelas associações de raças, relacionando-as à longevidade.





FÊMEAS LÍDERES EM GPTA UDC - **HOLANDÊS**

ID FÊMEA	Eco\$	GTPI	NM\$	FM\$	LEITE	GPC	VP	CCS	DPR	TIPO	UDC	NOME PAI	NASC.	CRIADOR
5265	769	2808	570	381	-198	102	2.9	2.78	-2.1	3.64	3.28	HANANS	06-12-23	Reinaldo de Boer
1762	448	2435	92	28	73	42	0.5	2.88	0.0	3.08	3.24	HATCHET	03-06-23	Adriaan Frederik Kok
1577	731	2754	501	452	1013	87	3.3	2.72	-1.3	3.75	3.19	DROPBOX	12-03-24	Nicolaas Arie Elgersma
7566	704	2692	496	457	966	96	1.4	2.81	-3.2	3.48	3.16	HANCOCK	09-06-23	Lucas Rabbers
1403	521	2488	264	137	-267	42	2.3	2.83	0.6	2.53	3.13	DISCJOCKEY	04-06-21	Adriaan Frederik Kok
10184	315	2230	45	75	610	12	0.6	3.00	-2.8	3.32	3.08	CRUSHABULL	09-03-24	Mauro Antonio Costa de Araujo
1766	903	2709	545	495	906	98	3.2	2.88	-2.3	2.94	3.02	PARKER	07-06-23	Adriaan Frederik Kok
1704	445	2495	279	243	773	59	1.5	2.89	-1.0	2.77	3.02	HATCHET	16-03-23	Adriaan Frederik Kok
1621	1047	2887	698	615	1258	127	2.0	2.91	-0.6	3.07	3.00	DROPBOX	09-04-24	Nicolaas Arie Elgersma
5020	722	2634	409	395	1074	70	2.5	2.96	0.1	3.48	2.97	DELTA-LAMBDA	10-09-23	Mauro Antonio Costa de Araujo
1748	726	2646	515	504	1071	72	3.9	2.78	-0.9	2.53	2.96	ROMPEN-RED	19-05-23	Adriaan Frederik Kok
2735	746	2572	371	311	910	66	2.1	2.96	-1.5	3.20	2.95	ROZTAC	05-12-23	Robert Salomons
1702	465	2593	404	281	285	71	1.9	2.89	-0.5	2.59	2.94	HATCHET	10-03-23	Adriaan Frederik Kok
23204	727	2595	450	437	1221	82	1.6	2.97	-1.8	2.92	2.92	FITTERS CHOICE	19-03-23	Hans Jan Groenwold
1405	565	2456	206	111	-109	48	1.2	2.85	0.9	2.36	2.91	DISCJOCKEY	06-06-21	Adriaan Frederik Kok
23796	591	2517	298	190	-719	49	2.1	2.91	0.2	3.24	2.91	DYNASTY	01-12-23	Hans Jan Groenwold
21306	579	2377	145	131	454	53	0.2	2.91	-2.2	3.45	2.90	DELTA-LAMBDA	06-05-21	Hans Jan Groenwold
1781	396	2271	-6	-56	152	40	-0.9	3.10	-3.5	3.68	2.86	HATCHET	12-06-23	Adriaan Frederik Kok
2787	653	2876	686	588	1003	133	3.1	2.98	-1.1	2.95	2.86	LARSON	08-02-24	Robert Salomons
1568	722	2548	320	235	447	76	1.2	2.92	-2.1	3.38	2.85	HAXL	02-06-22	Adriaan Frederik Kok
67	374	2270	62	43	351	11	1.1	2.91	-1.6	2.90	2.85	HANIKO	21-12-23	Eloi Gallina
2843	662	2504	349	313	886	72	1.5	2.95	-2.8	2.93	2.85	EYE CANDY	27-04-24	Robert Salomons
3292		2424	182	190	708	56	0.0	3.07	-2.3	3.44	2.84	CADILLAC	06-03-24	Charles Hendrik Salomons
10001	728	2663	523	422	282	85	2.7	2.84	-1.0	3.13	2.84	DELTA-LAMBDA	10-11-23	Mauro Antonio Costa de Araujo
5396	466	2269	81	57	482	41	0.6	3.20	-3.7	3.17	2.84	HIGHLIFE-P-RED	26-03-24	Reinaldo de Boer
1404	667	2586	384	293	182	76	1.9	2.89	0.2	2.26	2.83	DISCJOCKEY	06-06-21	Adriaan Frederik Kok
1779	952	2836	658	603	957	106	3.9	2.93	0.4	3.00	2.82	PEARCE	11-06-23	Adriaan Frederik Kok
1870	875	2767	535	463	992	115	2.6	2.84	-2.7	3.12	2.82	PARKER	21-11-23	Adriaan Frederik Kok
1707	715	2659	429	321	22	91	1.4	2.89	-0.3	3.11	2.81	CADILLAC	15-03-23	Adriaan Frederik Kok
MASHA 292	478	2480	223	167	47	35	2.6	2.65	-1.0	3.54	2.81	HANANS	22-03-22	Elias Andre Spada
1420	803	2803	694	545	-151	94	5.3	2.80	0.8	2.11	2.81	PARFECT	19-07-23	Nicolaas Arie Elgersma
24060	710	2634	437	336	303	89	1.3	2.91	-0.8	2.89	2.80	DROPBOX	08-04-24	Hans Jan Groenwold
1116	664	2787	674	665	1326	108	3.8	2.88	0.0	2.38	2.80	FERRARO	23-12-22	Leonel Arlindo Dalfolvo
4188	472	2339	86	122	931	46	0.0	2.99	-2.7	3.53	2.80	HANCOCK	20-01-22	Mauro Antonio Costa de Araujo
1898	1239	2927	735	676	1483	135	3.6	2.84	-2.0	3.55	2.79	PAZZLE	06-01-24	Adriaan Frederik Kok
1708	657	2569	347	305	499	75	1.3	2.85	-1.3	3.00	2.79	CADILLAC	22-03-23	Adriaan Frederik Kok
439	594	2691	505	489	1599	97	2.5	2.66	-3.0	3.02	2.79	HANCOCK	07-09-22	Reinaldo Jorge Schmidt
1894	738	2648	476	385	465	72	3.9	2.78	-0.7	3.12	2.78	DELTA-LAMBDA	05-01-24	Adriaan Frederik Kok
1796	326	2302	44	-59	-67	28	1.5	2.86	-1.7	3.14	2.78	DORAL-RED	02-07-23	Adriaan Frederik Kok
2595	412	2270	135	108	-47	18	0.1	3.09	-1.8	2.93	2.78	CRUSHABULL	19-01-20	Adriano Renato Kiers
357	571	2393	214	194	820	36	1.7	2.88	-0.5	2.15	2.78	ROZTAC	08-01-23	Airton Pin
11199	873	2756	655	595	432	85	4.3	2.89	1.0	2.28	2.78	PARTY	26-07-23	Melkstad Agropecuaria LTDA
1426	929	2765	568	497	934	111	3.2	2.95	-1.2	3.24	2.77	DOC	02-07-21	Adriaan Frederik Kok
1528	711	2782	612	466	357	128	1.3	2.86	-1.3	2.73	2.77	DROPBOX	21-01-24	Nicolaas Arie Elgersma
1845	904	2691	536	437	450	108	2.1	2.91	-2.2	2.63	2.76	PARKER	09-10-23	Adriaan Frederik Kok
1387	798	2589	415	398	1131	86	2.6	2.92	-1.6	2.66	2.76	DISCJOCKEY	18-05-21	Adriaan Frederik Kok
1703	469	2536	251	180	323	68	0.8	3.02	-0.5	3.05	2.76	HATCHET	11-03-23	Adriaan Frederik Kok
265	710	2570	386	357	1462	81	1.7	2.87	-2.6	3.31	2.76	DELTA-LAMBDA	17-03-21	Nicolaas Arie Elgersma
24166	289	2226	3	21	616	29	-0.3	2.90	-2.2	2.82	2.75	EYE CANDY	05-04-24	Hans Jan Groenwold
2787	630	2648	461	349	394	74	3.4	2.87	1.0	2.34	2.75	PEARCE	15-09-23	Joao Guilherme Rocha Loures Brenner



FÊMEAS LÍDERES EM GPTA UDC - **HOLANDÊS**

ID FÊMEA	Eco\$	GTPI	NM\$	FM\$	LEITE	GPC	VP	CCS	DPR	TIPO	UDC	NOME PAI	NASC.	CRIADOR
2543	623	2495	294	236	314	50	2.7	2.76	-0.6	2.80	2.75	DELTA-LAMBDA	30-10-22	Joao Guilherme Rocha Loures Brenner
1755	941	2765	673	588	955	100	4.0	2.87	-1.4	2.80	2.74	PARKER	28-05-23	Adriaan Frederik Kok
1129	667	2504	329	291	542	75	1.4	2.93	-1.6	2.85	2.74	DELTA-LAMBDA	14-07-19	Adriaan Frederik Kok
24103	674	2452	287	243	968	69	0.0	3.09	-2.9	2.63	2.74	ROZTAC	08-03-24	Hans Jan Groenwold
2786	839	2612	491	427	691	76	2.5	2.78	-1.4	2.45	2.74	PARKER	14-09-23	Joao Guilherme Rocha Loures Brenner
1241	705	2668	543	495	516	73	4.4	2.60	1.0	1.86	2.74	PINBALL	30-12-22	Nicolaas Arie Elgersma
5071	820	2740	662	592	816	93	4.7	2.77	-1.9	2.59	2.74	DELTA-LAMBDA	04-06-23	Reinaldo de Boer
1583	316	2406	217	163	565	46	2.4	3.08	-2.5	2.91	2.73	DOC	06-07-22	Adriaan Frederik Kok
14360	504	2508	367	366	937	59	2.9	2.82	-1.4	2.73	2.73	DORAL-RED	21-09-22	Makoto Edison Sekita e Outros
3324		2581	469	433	536	65	2.6	3.02	0.2	2.39	2.72	PEARCE	10-04-24	Charles Hendrik Salomons
1566	690	2535	358	349	1052	90	0.8	3.08	-2.5	3.16	2.71	HAXL	01-06-22	Adriaan Frederik Kok
463	547	2432	261	134	-405	47	0.5	2.83	-1.3	2.65	2.71	HANDSHAKE	08-08-22	Faculdade de Medicina Veterinaria e Zootecnia da USP PIRASSUNUNGA
24118	670	2508	293	221	444	72	0.9	2.92	-1.6	3.22	2.70	DROPBOX	15-03-24	Hans Jan Groenwold
1770	1045	2866	727	693	1463	122	3.8	2.83	-1.7	3.06	2.69	ESQUIRE	09-06-23	Adriaan Frederik Kok
1768	816	2805	617	598	1522	114	3.5	2.88	-2.0	3.38	2.69	ESQUIRE	06-06-23	Adriaan Frederik Kok
1629	523	2481	194	118	550	63	1.2	2.90	-2.7	3.63	2.69	HAXL	16-09-22	Adriaan Frederik Kok
380 LAY IV MASERATI	668	2669	511	481	909	60	4.9	2.89	0.7	3.18	2.69	DELTA-LAMBDA	25-07-22	Alex Ricardo Berwig
23093	209	2104	-188	-226	-289	-2	-1.5	2.92	-2.4	3.62	2.69	TATOO	07-02-23	Hans Jan Groenwold
15912	1030	2978	916	830	1417	133	5.9	2.58	-0.5	2.11	2.69	ESQUIRE	20-11-23	Makoto Edison Sekita e Outros
6728	552	2489	403	399	642	45	2.9	2.96	0.9	2.17	2.69	FERRARO	21-06-22	Mauricio Vicente de Castro Greidanus
1457	935	2734	540	472	874	107	2.6	2.89	-1.5	2.67	2.69	CLARO	13-09-23	Nicolaas Arie Elgersma
233	380	2338	157	91	321	33	1.6	2.75	-1.2	1.99	2.69	DISCJOCKEY	24-12-20	Nicolaas Arie Elgersma
5202	777	2642	525	508	1603	98	2.5	3.04	-2.9	3.04	2.69	DELTA-LAMBDA	03-10-23	Reinaldo de Boer
RANCHO ALVORADA 1999	803	2724	523	469	1221	123	0.5	3.11	-2.4	3.19	2.69	HATCHET	02-05-24	Roseli Aparecida Bacarelli Justino
1567	677	2541	283	285	1277	82	0.9	3.03	-2.8	3.69	2.68	HAXL	02-06-22	Adriaan Frederik Kok
1628	569	2537	323	300	1154	67	2.2	3.07	-2.1	3.57	2.68	HAXL	15-09-22	Adriaan Frederik Kok
1782	524	2422	163	96	-4	48	0.5	2.97	-1.6	3.42	2.68	HATCHET	13-06-23	Adriaan Frederik Kok
5125	906	2803	830	784	1375	121	3.7	3.00	-0.8	1.49	2.68	ELON	15-07-23	Reinaldo de Boer
1683	826	2915	741	649	1006	106	4.6	2.90	2.5	2.51	2.67	ON-DUTY	29-01-23	Adriaan Frederik Kok
1749	443	2527	279	262	779	61	1.3	2.85	-0.3	2.74	2.67	ROMPEN-RED	28-05-23	Adriaan Frederik Kok
6704	913	2836	685	607	1127	109	4.0	2.80	-1.3	2.71	2.67	PARFECT	01-02-22	Lucas Rabbers
7423	461	2510	301	235	458	61	0.7	2.75	-1.8	2.59	2.67	HANCOCK	23-03-23	Lucas Rabbers
10673	1034	2866	798	750	479	93	6.4	2.47	1.7	1.87	2.67	PINBALL	11-03-23	Melkstad Agropecuaria LTDA
1455	878	2868	752	706	904	118	4.8	2.71	-0.1	2.43	2.67	PINBALL	11-09-23	Nicolaas Arie Elgersma
5409	816	2724	656	597	1295	109	2.2	3.07	-2.3	2.51	2.67	ALTACAIDEN	12-04-24	Reinaldo de Boer
1585	537	2489	303	284	953	56	2.5	3.07	-2.1	3.08	2.66	DOC	10-07-22	Adriaan Frederik Kok
2994		2757	632	555	440	100	2.6	2.88	0.4	2.46	2.66	CHAPTER	07-02-23	Charles Hendrik Salomons
1250	872	2781	694	586	633	86	4.8	2.71	0.3	2.42	2.66	ON-DUTY	30-01-23	Nicolaas Arie Elgersma
1260	785	2718	614	594	876	98	3.7	2.76	-0.4	2.34	2.66	PINBALL	05-02-23	Nicolaas Arie Elgersma
3371	1019	2844	781	743	1314	128	4.2	2.77	-1.3	2.47	2.66	DELTA-LAMBDA	28-02-23	Roberto Ari de Castro Greidanus
1692	812	2719	542	452	547	103	2.1	2.91	-0.8	2.82	2.65	ON-DUTY	03-03-23	Adriaan Frederik Kok
1666	426	2354	133	167	902	48	0.9	3.01	-3.2	3.62	2.65	HAXL	30-12-22	Adriaan Frederik Kok
1630	556	2528	316	301	999	74	1.2	2.97	-3.5	3.66	2.65	HAXL	17-09-22	Adriaan Frederik Kok
8508	530	2514	444	365	-10	72	2.6	2.76	-0.5	1.82	2.65	CHALLENGER	25-10-21	Melkstad Agropecuaria LTDA
1268	202	1995	-219	-196	445	-3	-1.0	3.09	-4.5	3.04	2.64	ALTITUDE-RED	26-07-20	Adriaan Frederik Kok
2580	599	2373	186	111	171	56	-1.7	3.11	-1.7	2.61	2.64	ALTAHOTJOB	28-12-19	Adriano Renato Kiers
1743	739	2629	513	441	832	77	3.0	2.79	-0.9	2.28	2.64	FATE	23-10-23	Joao Auer Filho
1475	1154	2877	776	712	760	127	3.6	2.78	-0.7	2.54	2.64	PARTY	15-10-23	Nicolaas Arie Elgersma

FÊMEAS LÍDERES EM GPTA JUI - JERSEY

ID FÊMEA	GJPI	NM\$	FM\$	LEITE	GPC	VP	CCS	DPR	TIPO	JUI	NOME PAI	NASC.	CRIADOR
PHOLIDOTA 306 DE GLAURA FA	109	491	471	797	91	2.7	3.10	-2.0	2.40	25.6	JX ENDURANCE{4}	13-04-22	Fernando Roberto de Oliveira
ALECRIM	137	492	447	1017	89	3.3	2.98	-1.2	1.80	25.2	BAZZAR {5}	01-09-23	Marcio Brino
415	81	249	274	1108	41	2.4	2.85	-1.3	1.70	24.8	ALTADEONTE	31-08-23	Renato Subtil Macedo
1761	124	503	470	987	85	4.2	3.03	-1.4	1.70	24.7	GALLANTRY	28-03-22	Nico Biersteker
JIN HUXFORD BIRITA	93	253	259	635	20	3.5	2.89	1.3	1.60	24.7	HUXFORD	05-04-22	Carmem P Dias da Costa
420	103	534	514	680	69	4.6	3.05	-1.7	2.00	24.6	DROPTINE	20-09-23	Renato Subtil Macedo
MERLOT PAVIT DA AJ	58	167	217	951	25	1.9	3.05	-0.7	1.70	24.6	PAVIT {3}	06-01-23	Andre Macedo
374	132	573	582	1436	101	3.6	2.97	-2.9	2.30	24.5	JX CHIEF{6}	15-02-24	Janice Bugs Tessmer
J109	57	241	250	266	-10	5.4	3.00	-0.1	1.90	24.5	BELLMAN	24-09-21	Luis Fernando Rodrigues da Silva
307	79	221	180	579	50	2.3	2.99	-1.9	1.80	24.4	JX SINATRA{4}	20-09-22	Janice Bugs Tessmer
692	104	312	284	872	52	3.0	2.98	-0.2	1.60	24.4	PADDOCK	26-06-22	Marlene Kaiut
ELLIRARA	112	509	499	1261	96	2.7	2.87	-3.6	2.40	24.3	JX CHIEF{6}	14-11-23	Jose Delmiro Solak
1975	102	317	338	941	24	4.6	2.88	1.2	1.50	24.2	JX CARDIFF {4}	26-07-23	Nico Biersteker
PIMENTA	96	376	397	1167	72	2.4	2.90	-2.9	1.50	24.2	ALTASABAN {4}	26-08-23	Marcio Brino
2263	91	323	310	621	32	4.2	2.95	-0.3	1.70	24.1	KAMAKAZI	16-11-23	Francisco Bastos de Miranda
082 DALILA	144	551	557	1598	72	5.6	2.92	-0.3	1.60	24.1	JX CARDIFF {4}	14-08-23	Lucas Correa Fonseca
2087	73	279	257	0	28	2.7	2.92	0.4	2.00	24.0	CHROME	29-03-23	Francisco Bastos de Miranda
MISSLUNA	-27	-247	-269	-1218	-60	1.3	3.12	1.1	1.80	24.0	CHOCOCHIP	08-06-23	Jose Delmiro Solak
1916	112	452	434	940	67	3.7	2.86	-1.8	1.70	24.0	JX CHIEF{6}	25-03-23	Nico Biersteker
CASTELO 544 BRILHANTE CHOICE	16	147	152	186	21	1.4	2.94	-3.5	1.40	24.0	CHOICE	07-05-20	Gerda Ebert Enns
1995	117	418	402	729	58	4.3	2.97	-0.3	1.80	23.8	COLONEL	02-09-23	Nico Biersteker
ELLIDAMA	78	344	367	1206	72	2.4	2.96	-3.9	1.80	23.8	JX CHIEF{6}	10-05-23	Jose Delmiro Solak
699	114	374	351	772	71	1.9	2.98	0.3	1.70	23.8	ALTADEONTE	07-05-23	Luiz Carlos Klempovus
1757	93	355	286	1042	104	1.0	3.15	-2.6	1.70	23.8	GALLANTRY	24-03-22	Nico Biersteker
1986	37	70	100	415	3	1.0	3.01	0.5	1.50	23.8	FRINGE	24-11-22	Francisco Bastos de Miranda
LEBOA TUCKER IBOA	65	295	285	450	23	3.5	3.04	-0.6	2.00	23.6	TUCKER {6}	30-07-23	Carmem P Dias da Costa
2021	107	511	500	974	63	4.3	3.06	-0.9	1.60	23.6	COLONEL	23-10-23	Nico Biersteker
2418	124	430	424	1438	86	3.1	2.97	-1.8	2.10	23.5	JX SINATRA{4}	10-01-22	Lucas Correa Fonseca
211	10	-64	-18	162	-18	1.3	2.88	-1.0	2.00	23.5	CHROME	27-03-24	Fernando Luis Costa Rosa
MARCELHA	48	221	197	235	42	1.5	3.11	-2.9	1.80	23.5	COLONEL	03-03-23	Jose Delmiro Solak
1891	102	381	375	728	72	2.7	2.96	-1.2	1.70	23.4	ZON	16-02-23	Nico Biersteker
ELLIBELA	58	165	150	163	22	1.8	2.98	0.2	1.90	23.3	DOC	27-07-23	Jose Delmiro Solak
376	99	385	341	581	47	3.4	2.90	-0.5	1.40	23.3	DROPTINE	12-05-23	Renato Subtil Macedo
863	58	93	59	766	70	-1.1	3.11	-2.6	1.20	23.3	HUXFORD	17-02-24	Marlene Kaiut
181	29	92	63	502	43	-0.6	3.13	-3.2	2.20	23.2	GARNETT {3}	26-12-22	Fernando Luis Costa Rosa
2689	79	278	299	1052	53	2.2	2.99	-2.4	1.80	23.2	DEVOUR	04-12-22	Jersey Vale
2026	152	614	597	890	78	5.6	2.93	-0.3	2.00	23.1	COLONEL	06-11-23	Nico Biersteker
238	51	205	229	500	11	3.4	3.03	-0.5	2.00	23.1	DOC	16-11-22	Reinaldo Henrique Borger
ESTILISTA	77	360	334	448	25	3.8	3.01	-1.0	1.90	23.1	COLONEL	21-03-23	Jose Delmiro Solak
1521	101	431	370	281	68	3.3	2.95	-1.3	1.90	23.1	JX ENDURANCE{4}	14-03-21	Nico Biersteker
233	36	136	114	269	10	2.2	3.02	-2.0	1.90	23.1	TEXAS	15-02-21	Marcio Kniess
2071	90	481	503	1289	71	3.7	3.13	-0.9	1.70	23.1	GALLANTRY	03-02-24	Nico Biersteker
2171	121	332	303	472	60	2.9	2.81	0.4	1.60	23.1	KAMAKAZI	26-07-23	Francisco Bastos de Miranda
ERTHA	28	82	68	368	25	0.7	3.16	-1.2	1.60	23.1	ALPHA {4}	20-10-21	Jose Delmiro Solak
2309	116	317	312	937	44	4.5	2.82	0.7	1.50	23.1	KAMAKAZI	26-12-23	Francisco Bastos de Miranda
2162	105	358	358	667	52	3.8	2.86	-0.5	1.30	23.1	KAMAKAZI	11-07-23	Francisco Bastos de Miranda

Fonte: CDCB e AJCA (07/2024)

# Vision+™

Muito mais do que apenas uma visão genômica.

**Resultados de PRECISÃO.**

**Vision+™ fornece resultados genéticos exclusivos, incluindo:**

**Robotic Cow Index  
(RCI)** para Ordenha  
Robotizada eficaz

**Resultados para  
Gene Mocho,  
Vermelho e Branco,  
Recumbency (MW)**  
entre outros  
marcadores padrão

**EcoFeed®** para  
Conversão Alimentar  
eficiente, sustentável e  
rentável

**Valores genômicos  
reportados** pelo CDCB e  
Lactanet, e mais...